



MILWAUKEE BASEBALL GAME NOTES

1999, 2001, 2002, 2010, 2026 NCAA APPEARANCES | 26 MAJOR LEAGUE BASEBALL DRAFT PICKS

MKEPanthers.com || @MKE_Baseball || Contact: Sean Engel || Email: engelsf@uwm.edu || Office: 414-435-8118

2026 SCHEDULE / RESULTS

Date	Opponent	TV	Time
February			
13	at No. 1/2 LSU		L, 5-15 (8)
14	at No. 1/2 LSU		L, 3-5
15	at No. 1/2 LSU		L, 7-21 (7)
20	at Duke		L, 3-20 (7)
21	at Duke		L, 8-10
	at Duke		W, 9-6
22	at Duke		L, 1-6
27	at Evansville		W, 12-9
28	at Evansville		L, 1-2
March			
1	at Evansville		L, 2-4
3	at Minnesota		L, 4-14 (8)
4	at Minnesota		L, 2-6
6	at Southeast Missouri St.		L, 2-8
7	at Southeast Missouri St.		L, 2-9
8	at Southeast Missouri St.		L, 2-12 (7)
10	at Purdue		L, 1-17
13	at Northern Kentucky *		W, 16-9
14	at Northern Kentucky *		L, 1-14 (7)
15	at Northern Kentucky *		W, 16-10 (14)
20	at Wright State *		L, 4-8
21	at Wright State *		L, 3-8
22	at Wright State *		L, 5-6
28	BUTLER		L, 2-6
	BUTLER		W, 10-3
29	BUTLER		L, 7-8
31	at UIC		L, 5-12
April			
3	YOUNGSTOWN STATE *		L, 3-5
	YOUNGSTOWN STATE *		L, 4-7
4	YOUNGSTOWN STATE *		W, 5-1
10	at Oakland *		W, 12-4
11	at Oakland *		L, 5-6
12	at Oakland *		W, 12-0 (7)
13	at Central Michigan		W, 9-6
16	NORTHERN KENTUCKY *		W, 6-5 (11)
17	NORTHERN KENTUCKY *		W, 14-4 (8)
18	NORTHERN KENTUCKY *		W, 15-9
21	ST. THOMAS		W, 9-8
24	WRIGHT STATE *		W, 10-7
25	WRIGHT STATE *		W, 4-0
26	WRIGHT STATE *		L, 2-13 (8)
28	at Northwestern		L, 8-10
29	at Notre Dame		L, 2-16 (7)
May			
1	at UNLV		L, 4-14 (8)
2	at UNLV		W, 4-1
3	at UNLV		L, 7-8
5	VALPARAISO		W, 6-4
6	at UIC		W, 12-6
8	at Youngstown State *		L, 11-13
9	at Youngstown State *		L, 3-4
10	at Youngstown State *		W, 12-8
14	OAKLAND *		W, 12-11 (11)
15	OAKLAND *		W, 8-4
16	OAKLAND *		W, 14-8
21	vs. No. 3 Northern Kentucky		W, 14-2
22	at No. 1 Wright State		W, 4-1
23	at No. 1 Wright State		W, 5-4
29	at No. 4 Auburn		12:00 pm
30	UCF / NC State		TBA
31	NCAA Regional		TBA

* Horizon League Game | All Times Central | HOME GAMES

MAY 29, 2026 MILWAUKEE vs. No. 4 AUBURN

Samford Stadium-Hitchcock Field at Plainsman Park | Auburn, Ala. | 12:00 p.m. |



PANTHERS
25-31 Overall
14-10 Horizon

HOME 12-5
AWAY 11-26
NEUTRAL 2-0

SHAUN WEGNER (Third Season)
Career Record: 68-102
Record at Milwaukee: Same

Probables: Friday: Gavin Theis (RHP)



TIGERS
38-19 Overall
17-13 Southeastern

HOME 21-10
AWAY 10-8
NEUTRAL 7-1

BUTCH THOMPSON (11th Season)
Career Record: 362-252-1
Record at Auburn: Same

Probables: Friday: Jake Marciano (LHP)

MAY 30-JUNE 1, 2026 MILWAUKEE vs. UCF / NC STATE

Samford Stadium-Hitchcock Field at Plainsman Park | Auburn, Ala. | TBD |



KNIGHTS
31-21 Overall
19-11 Big 12

HOME 19-9
AWAY 10-9
NEUTRAL 2-3

RICH WALLACE (Third Season)
Career Record: 97-68
Record at Central Florida: Same

Probables: Friday: Camden Wicker (RHP)



WOLFPACK
32-22 Overall
14-16 Atlantic Coast

HOME 24-10
AWAY 6-11
NEUTRAL 2-1

ELLIOT AVENT (30th Season)
Career Record: 1327-869-2
Record at NC State: 1103-656-2

Probables: Friday: Anderson Nance (RHP)

SERIES HISTORY

ALL-TIME SERIES

Series Tied vs. Auburn, 0-0
Series Tied vs. UCF, 0-0
Series Tied vs. NC State, 0-0

CURRENT STREAK

First Meeting vs. Auburn
First Meeting vs. UCF
First Meeting vs. NC State

HOME / AWAY / NEUTRAL

vs. Auburn: 0-0 / 0-0 / 0-0
vs. UCF: 0-0 / 0-0 / 0-0
vs. NC State: 0-0 / 0-0 / 0-0

HEAD TO HEAD

CATEGORY	MKE	AUB	UCF	NCST
Batting Average	.275	.297	.292	.307
Runs Scored	369	387	361	441
Hits	511	562	526	549
Doubles	108	97	87	100
Triples	9	4	10	9
Home Runs	59	73	51	77
Slugging Pct.	.438	.468	.436	.503
On-Base Pct.	.379	.390	.381	.414
Stolen Bases	122	76	49	98
Earned Run Avg.	7.01	3.45	4.37	5.63
WHIP	1.78	1.17	1.31	1.47
Strikeouts	388	568	404	529
Opponent Avg.	.299	.229	.237	.246
Errors	78	45	47	38

LEADING OFF

» The 2026 Horizon League Champion Milwaukee Panthers have qualified for the NCAA Division I Baseball Championship for the fifth time in program history and first in 16 years (2010). Milwaukee, the second seed in the Horizon League Tournament, received the Horizon League's automatic qualifying bid with three wins over three days, punctuated by a two-run walk-off home run by senior Joey Spence, winning the championship by a 5-4 score.

» Milwaukee's first round opponent will be the No. 4 Auburn Tigers of the Southeastern Conference, while daunting the Panthers began their season in "SEC Country" by taking on defending National Champions LSU in mid-February, who were ranked No. 1/2 at the start of the season.

» Auburn is the third-toughest opponent that Milwaukee has opened the NCAA Tournament against, having previously faced the No. 1 overall seed in both 1999 as well as its last trip in 2010. During the 1999 opener, Milwaukee stunned the baseball world by upending the No. 1 Rice Owls by an 8-4 score. The win over Rice is Milwaukee's lone NCAA Tournament win, with a 1-8 record in tournament games.

» This will be the first time in program history that Milwaukee will take on Auburn, in addition to Milwaukee's other potential opponents UCF and NC State.

» In addition to facing LSU earlier this season, the Panthers also played an ACC opponent with Duke during the second weekend of the season. The Panthers picked a win off of Duke in the four-game set, while the Blue Devils upset NC State in the ACC Tournament by a 21-12 score. Milwaukee did not play a Big 12 opponent in 2026.



General Information

Table with 2 columns: Attribute and Value. Includes Location (Milwaukee, Wis.), Founded (1885), Enrollment (22,882), Nickname (Panthers), Colors (Black and Gold), Facility / Capacity (Franklin Field/4,000), Surface (Turf), Dimensions (LF - 330, CF - 408, RF - 330), Affiliation (NCAA Division I), Conference (Horizon League), Chancellor (Thomas Gibson), Director of Athletics (Amanda Braun), Associate AD/SWA (Kathy Litzau).

Baseball History

Table with 2 columns: Attribute and Value. Includes First Year of Baseball (1957-73, 1987-pres.), Overall All-Time Record (1117-1303-4), First Year in Division I (1991), Division I Record (906-977-3 (31 Years)), All-Time Horizon League Record (421-351-1 (28 Years)), League Championships (1999, 2000, '01, '13, '26), Years in NCAA Regional/Last Result (5 / 2026 To Be Determined).

Baseball Staff

Table with 2 columns: Position and Name. Includes Head Coach (Shaun Wegner), Assistant Coach (Cory Bigler, Mike Porcaro, Jack Sievers, Andy Bergholz, Coley Kilpatrick), Athletic Trainer (Tori Ghilardi), Academic Advisor (Andy Van Sistine).

Media Relations

Table with 2 columns: Position and Name. Includes Director of Athletic Communications (Sean Engel), Office/Cell Phone (414-435-8118), E-mail (engelsf@uwm.edu), Associate AD Communications (Chris Zills), Communications Assistant (James Biedenbender), Content Creation & Strategy (Rachel Klemp), Multimedia Services (Andrew Levesque), Athletics Website (www.mkepanthers.com).

2026 HORIZON LEAGUE STANDINGS

Table with 10 columns: Team, W, L, T, Pct., W, L, T, Pct., Streak. Lists teams No. 1 Wright State, No. 2 Milwaukee, No. 3 Northern Kentucky, No. 4 Youngstown State, No. 5 Oakland with their respective records.

HORIZON LEAGUE SCHEDULE (All Times Central)

Table with 2 columns: Date and Game Details. Lists games from Apr. 24-26 to May 14-16, including matchups like Oakland at Northern Kentucky, Eastern Kentucky at Northern Kentucky, etc.

May 20-23 Horizon League Baseball Championship at Wright State (Nischwitz Stadium)

Table with 2 columns: Date and Game Details. Lists games from May 20 to May 23, including Game 1: No. 5 Oakland vs. No. 4 Youngstown State, etc.

May 29-Jun. 1 NCAA Auburn Regional at Auburn (Plainsman Park)

Table with 2 columns: Date and Game Details. Lists games from May 29 to June 1, including Game 1: No. 4 Milwaukee vs. No. 1 Auburn, etc.

Jun. 5-8 NCAA Super Regionals (Campus Sites)

Jun. 12-22 Men's College World Series in Omaha, Neb. (Charles Schwab Field)

IT'S "MILWAUKEE"

A lot has been made of the correct way to talk about the University of Wisconsin-Milwaukee, especially in the area of athletics. It would be appreciated if you would refer to the athletics teams as either "Milwaukee" or "MKE".

Milwaukee Athletics is making an effort to brand itself as "Milwaukee" instead of other references. Please avoid UW-Milwaukee, UW-M, Wisc.-Mil, UW-MIL, Wisconsin-Milwaukee, etc.

Your cooperation in this matter is greatly appreciated.

2026 HORIZON LEAGUE PRESEASON POLL

Table with 2 columns: School (1st place votes) and Points. Lists Wright State (4), Milwaukee (18), Northern Kentucky (12), Youngstown State (11), Oakland (1).

* Purdue Fort Wayne No Longer Sponsors Baseball following the 2025 Season
* Northern Illinois to join Horizon League beginning 2027 Season



MILWAUKEE BASEBALL ROSTER

Table with columns: No., Pitchers, Pos., B/T, Ht., Wt., Yr., Hometown (High School / College). Rows include players like Tyler Andrews, Tristan Arnold, Justin Breitensein, etc.

BASEBALL STAFF

Head Coach / Third Base Coach: #10 Shaun Wegner (Third Season)
Assistant Coach / Pitching Coach: #47 Cory Bigler
Assistant Coach: #81 Mike Porcaro
Assistant Coach / First Base Coach: #41 Jack Sievers
Assistant Coaches: Andy Bergholz, Coley Kilpatrick

ROSTER BREAKDOWN

Table with columns: CLASS, POSITION, HOME STATE, STATUS. Rows include Graduate: 1, Fifth Year: 1, Seniors: 6, Juniors: 11, Sophomores: 7, Freshmen: 8.

PRONUNCIATION GUIDE

Table with columns: Name, Pronunciation. Rows include Connor Bozak (bo-ZACK), Justin Breitenstein (bright-en-stine), Aric Ehmke (Eric M-key), etc.



MILWAUKEE CHAMPIONSHIP HISTORY

2026 SEASON

Record: 25-31 (.446) / Horizon: 14-10 (.583)

Horizon League Tournament

Table with 3 columns: Date, Opponent, Result. Rows: May 21 vs. No. 3 Northern Kentucky (W, 14-2), May 22 vs. No. 1 Wright State (W, 4-1), May 23 vs. No. 1 Wright State (W, 5-4)

NCAA Championship - TBA Regional

Table with 3 columns: Date, Opponent, Result. Rows: May 29 vs. No. 4 Auburn, May 30 vs. Central Florida / NC State, 5/31 & 6/1 vs. To Be Determined

2010 SEASON

Record: 33-26 (.559) / Horizon: 17-8 (.680)

Horizon League Tournament

Table with 3 columns: Date, Opponent, Result. Rows: May 27 vs. No. 4 Valparaiso (W, 3-1), May 28 vs. No. 1 Wright State (L, 0-1), May 29 vs. No. 4 Valparaiso (W, 3-1), May 29 vs. No. 1 Wright State (W, 14-7), May 30 vs. No. 1 Wright State (W, 6-3)

NCAA Championship - Tempe Regional

Table with 3 columns: Date, Opponent, Result. Rows: June 4 at No. 1 Arizona State (L, 2-6), June 5 vs. No. 15 San Diego (L, 1-22)

2002 SEASON

Record: 36-20 (.643) / Horizon: 15-8 (.652)

Horizon League Tournament

Table with 3 columns: Date, Opponent, Result. Rows: May 23 vs. No. 5 Cleveland State (W, 7-1), May 24 vs. No. 4 Butler (W, 8-5), May 25 vs. No. 1 UIC (W, 9-0), May 26 vs. No. 1 UIC (W, 6-3)

NCAA Championship - Lincoln Regional

Table with 3 columns: Date, Opponent, Result. Rows: May 31 at No. 13 Nebraska (L, 2-7), June 1 vs. Missouri State (L, 1-6)

2001 SEASON

Record: 39-18 (.684) / Mid-Continent: 16-4 (.800)

Mid-Continent Conference Tournament

Table with 3 columns: Date, Opponent, Result. Rows: May 17 vs. No. 6 Detroit Mercy (W, 16-0), May 18 vs. No. 3 Wright State (W, 5-1), May 19 vs. No. 2 UIC (W, 7-6), May 20 vs. No. 5 Cleveland State (W, 4-1)

NCAA Championship - South Bend Regional

Table with 3 columns: Date, Opponent, Result. Rows: May 25 at No. 8 Notre Dame (L, 4-12), May 26 vs. UC Santa Barbara (L, 12-13)

1999 SEASON

Record: 39-18 (.684) / Mid-Continent: 16-4 (.800)

Mid-Continent Conference Tournament

Table with 3 columns: Date, Opponent, Result. Rows: May 14 at No. 5 UIC (L, 7-12), May 15 vs. No. 6 Detroit Mercy (W, 12-3), May 16 vs. No. 4 Wright State (W, 3-2), May 17 at No. 5 UIC (W, 10-2), May 17 vs. No. 1 Butler (W, 10-2)

NCAA Championship - Lubbock Regional

Table with 3 columns: Date, Opponent, Result. Rows: May 28 vs. No. 1 Rice (W, 8-4), May 29 at No. 21 Texas Tech (L, 5-8), May 30 vs. No. 1 Rice (L, 1-27)

HORIZON LEAGUE IN NCAA TOURNAMENT

- 2025: Wright State (2-2) at Vanderbilt
2024: Northern Kentucky (0-2) at Tennessee
2023: Wright State (0-2) at Indiana State
2022: Wright State (0-2) at Virginia Tech
2021: Wright State (0-2) at Tennessee
2019: UIC (0-2) at Louisville
2018: Wright State (0-2) at Stanford
2017: UIC (0-2) at Southern Miss.
2016: Wright State (2-2) at Ohio State
2015: Wright State (2-2) at Illinois
2014: Youngstown State (1-2) at Indiana
2013: Valparaiso (1-2) at Indiana
2012: Valparaiso (0-2) at Purdue
2011: Wright State (0-2) at Texas A&M
2010: Milwaukee (0-2) at Arizona State
2009: Wright State (0-2) at Texas Christian
2008: UIC (1-2) at Texas A&M
2007: UIC (1-2) at Long Beach State
2006: Wright State (0-2) at Oregon State
2005: UIC (0-2) at Nebraska
2004: Youngstown State (0-2) at Texas
2003: UIC (0-2) at Stanford
2002: Milwaukee (0-2) at Nebraska
2001: Notre Dame (0-2) at Notre Dame
2000: Butler (0-2) at Nebraska
1999: Milwaukee (1-2) at Rice

Midwestern Collegiate Conference (1995-2001) became the Horizon League for 2002 Baseball Season. No Automatic Qualifier from 1995-98.

MILWAUKEE VS. RANKED OPPONENTS

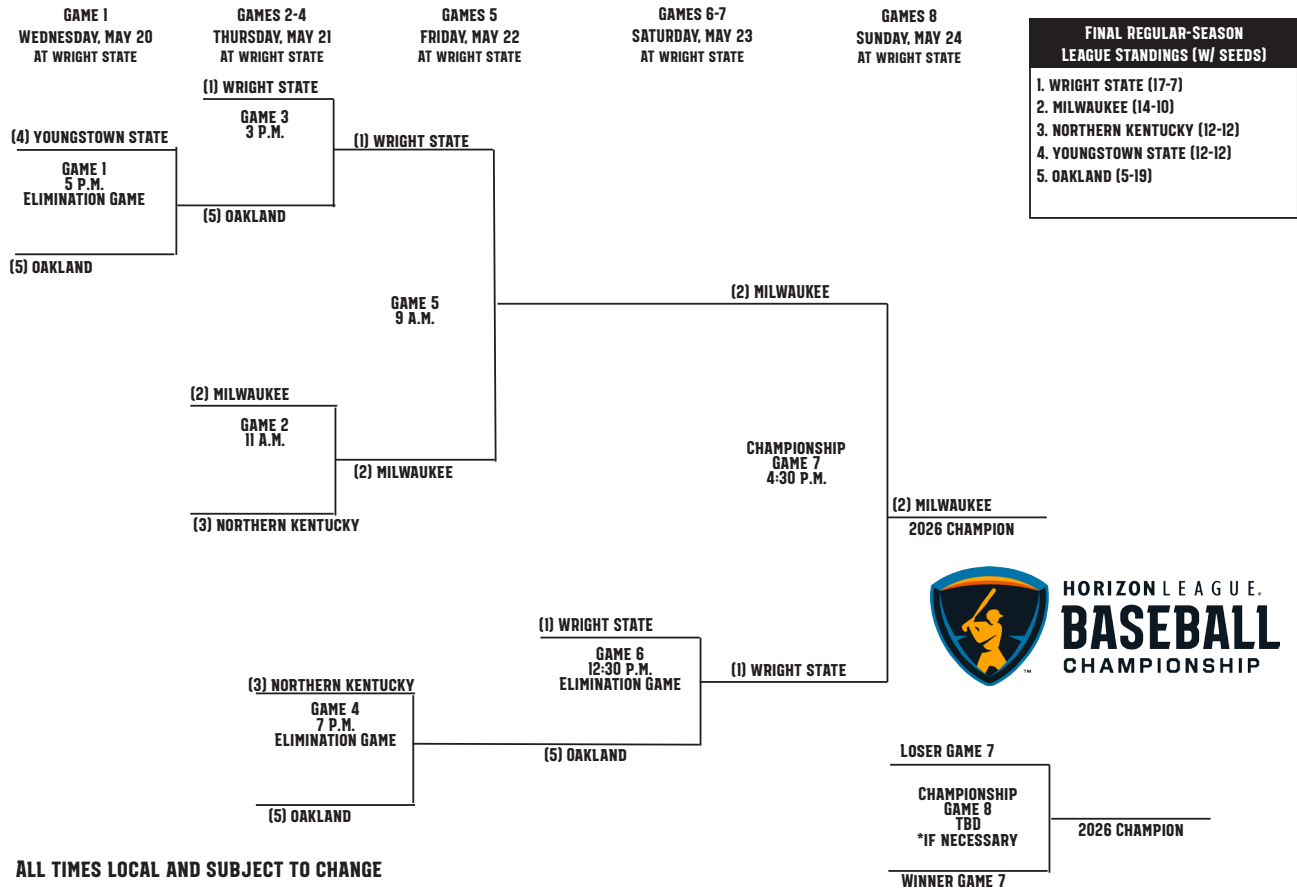
Table with 2 columns: Opponent, Record. Rows: vs. No. 1, vs. Top-5, vs. Top-10, vs. Top-25, vs. American Athletic, vs. Atlantic Coast, vs. Big Ten, vs. Big 12, vs. SEC, vs. West Coast, vs. San Diego

- * - Arizona / Arizona State (as Pac 10/12)
* - East Carolina (as Conference USA)
* - Louisville / Notre Dame (as Big East)
* - Missouri (as Big 12)
* - Rice (at Western Athletic)

MILWAUKEE IN EXTRA INNINGS

Table with 2 columns: Opponent, Record. Rows: Overall, vs. Conference Opponent, vs. Non-Conference Opponent, vs. Ranked Teams, In Conference Tournament, In NCAA Tournament, 10-Inning Game, 11-Inning Game, 12-Inning Game, 13-Inning Game, 14-Inning Game, 18-Inning Game, 8/9-Inning Game

2026 HORIZON LEAGUE BASEBALL CHAMPIONSHIP BRACKET



ALL TIMES LOCAL AND SUBJECT TO CHANGE

ALL GAMES CAN BE SEEN ON **ESPN+**

@HORIZONLEAGUE | #HLBASE | #OURHORIZON



HORIZON LEAGUE.
BASEBALL
CHAMPIONSHIP

MILWAUKEE POSTSEASON HISTORY

Milwaukee As...

No. 1 Seed (7-4) 2013: 1-2 2001: 4-0 * 2000: 2-2 No. 2 Seed (22-12) 2026: 3-0 * 2016: 1-2 2010: 4-1 * 2009: 2-2 2006: 1-2 2002: 4-0 * 1999: 4-1 * 1998: 2-2 1996: 1-2	No. 3 Seed (21-22) 2025: 3-2 2021: 2-2 2019: 3-2 2018: 2-2 2015: 4-2 2012: 1-2 2011: 1-2 2007: 2-2 2005: 3-2 2003: 0-2 1997: 0-2 No. 4 Seed (3-4) 2024: 1-2 2014: 2-2	No. 5 Seed (7-6) 2023: 2-2 2008: 4-2 2004: 1-2 No. 6 Seed (0-1) 2017: 0-1 Did Not Qualify 2022 (7th) 2020 (No Season) 1995 (4th, West Div.) * - Won Championship
--	---	---

Horizon League Tournament MVP



Joey Spence, C
2026



Chad Pierce, P
2010



Dave Pudlosky, 1B
2002

Horizon League All-Tournament Team

2026 Joey Spence, C Charlie Marion, OF Dylan O'Connell, OF Grant Ross, 3B Gavin Theis, SP 2025 Tyler Bickers, 2B Charlie Marion, DH Q Phillips, OF 2024 Zach Lane, 3B 2023 Mark Connelly, 2B Marcus Cline, SS 2021 AJ Blubaugh, P Mike Ferri, IF Zach Nogalski, OF 2019 Tyler Bordner, C Joe Vyskocil, 1B Devin Rybacki, OF Mike Edwards, P	2016 Daulton Varsho, C 2015 Sam Koenig, 1B Luke Meeteer, OF Tell Taylor, 2B Nick Unes, 3B 2014 Ryan Solberg, OF Pat Wilson, 1B 2013 Mike Porcaro, 2B 2012 Jonathan Capasso, OF 2010 Dan Buchholz, 3B Ben Long, 1B Chad Pierce, P Sam Sivilotti, DH 2008 Jesse Hart, 2B Ben McClarey, P Troy Vesling, OF Shawn Wozniak, DH	2007 Jesse Hart, 2B Dan Luczak, P 2006 Rob Brockel, OF 2005 Blake Kangas, 1B Zak Rivera, DH Mike Goetz, OF Joe Nowicki, OF 2004 Ben Stanczyk, P 2002 Geoff Lefebor, P Quintin Oldenburg, P Dave Pudlosky, 1B Charlie Reschke, OF John Vanden Berg, C
--	---	--

Milwaukee vs.

Wright State	13-18
Northern Kentucky	5-2
Oakland	2-0
Youngstown State	7-6

Milwaukee Under...

Shaun Wegner	7-4 (2024-Present)
Scott Doffek	31-28 (2007-23)
Jerry Augustine	22-17 (1995-2006)
Overall	53-49 (1995-Present)

2026 HORIZON LEAGUE BASEBALL ALL-LEAGUE SELECTIONS

Player of the Year

Jake Paulick, Northern Kentucky

Pitcher of the Year

Braden Gebhardt, Youngstown State

Reliever of the Year

Camden Kuhnke, Milwaukee

Freshman of the Year

Keegan Holmstrom, Wright State

Coach of the Year

Alex Sogard, Wright State

Sportsmanship Award

Patrick Fultz, Wright State (*Honoree*)

Sotaro Ishida, Milwaukee (Finalist)

Sam Bond, Northern Kentucky (*Finalist*)

Sam Griffith, Oakland (*Finalist*)

Nathan Beckley, Youngstown State (*Finalist*)

All-Freshman Team

Max Glusick, Milwaukee

Ben Green, Oakland

Josh Rosenblitt, Oakland

Cooper Gilkerson, Wright State

Keegan Holmstrom, Wright State

Michael Zielinski, Wright State

Alex Jang, Youngstown State

Bryce Palms, Youngstown State

Misael Uriepero, Youngstown State

All-League First Team

Jake Paulick, Northern Kentucky, C

Keegan Holmstrom, Wright State, 1B

Hunter Warren, Wright State, 2B

Pierce Bauerle, Northern Kentucky, 3B

Kyle Revere, Oakland, SS

Charlie Marion, Milwaukee, OF

Dylan O'Connell, Milwaukee, OF

Andrew Duncan, Wright State, OF

Dominic Kibler, Milwaukee, Flex

Gavin Theis, Milwaukee, SP

Chet Lax, Wright State, SP

Griffen Paige, Wright State, SP

Braden Gebhardt, Youngstown State, SP

Camden Kuhnke, Milwaukee, RP

All-League Second Team

Aidan Schuck, Oakland, C

Ethan Thomas, Northern Kentucky, 1B

Lucas Day, Oakland, 1B

Marcus Harrison, Northern Kentucky, 2B

Patrick Fultz, Wright State, 3B

Braylen Blomquist, Wright State, SS

Josh Williams, Northern Kentucky, OF

JP Peltier, Wright State, OF

Brady Shannon, Youngstown State, OF

Ben Clark, Oakland, Flex

EJ Miramontes, Northern Kentucky, SP

Ben Green, Oakland, SP

Jack Messmore, Youngstown State, SP

Michael Bilo, Wright State, RP



Gavin Theis
First Team SP



Camden Kuhnke
ROY/First Team RP



Dominic Kibler
First Team Flex



Dylan O'Connell
First Team OF



Charlie Marion
First Team OF



Max Glusick
All-Freshman Team

MILWAUKEE'S ALL-HORIZON LEAGUE SELECTIONS (2002-PRESENT)

Player of the Year

Daulton Varsho	2016
Ryan Solberg	2014
Mike Porcaro	2013
Mike Goetz	2006
Ben Stanczyk	2004

Pitcher of the Year

Gavin Theis	2025
Brian Keller	2016
Jake Long	2013
Chad Pierce	2011
Ben Stanczyk	2004
Mikel Schaefer	2003

Newcomer of the Year

Mitch Ghelfi	2013
Chad Pierce	2010
Aaron Sorenson	2005

Reliever of the Year

Camden Kuhnke	2026
Logan Snow	2025
AJ Blubaugh	2022
AJ Blubaugh	2021
Cameron Amsrud	2010

Coach of the Year

Scott Doffek	2013
Scott Doffek	2009

All-League First Team

Charlie Marion, OF	2026
Dylan O'Connell, OF	2026
Dominic Kibler, Flex	2026
Gavin Theis, SP	2026
Camden Kuhnke, RP	2026
Tyler Bickers, 3B	2025
Gabe Roessler, SS	2025
Gavin Theis, SP	2025
Logan Snow, RP	2025
Carson Hansen, OF	2024
Luke Hansel, SP	2024
Aaron Chapman, 3B	2023
AJ Blubaugh, P	2022
AJ Blubaugh, P	2021
Tyler Bordner, C	2019
Trevor Schwecke, SS	2019
Joe Vyskocil, 1B	2019
Ben Chally, 3B	2018
Austin Schulfer, P	2018
Ben Chally, 3B	2017
Jay Peters, P	2017
Brian Keller, P	2016
Luke Meeteer, OF	2016
Daulton Varsho	2016
Sam Koenig, OF	2015
Justin Langley, P	2015
Joe Pavlovich, P	2015
Ryan Solberg, OF	2014
Will Fadness, DH	2013
Jake Long, P	2013
Derek Peake, OF	2013
Mike Porcaro, 2B	2013
Paul Hoenecke, Utility	2012
Luke Meeteer, OF	2012
Cale Tassi, P	2012
Doug Dekoning, OF	2011
Cole Kraft, 2B	2011
Chad Pierce, P	2011
Tim Patzman, OF	2010
Paul Hoenecke, Utility	2010
Doug Dekoning, OF	2009

Andy Gerhartz, 2B	2009
Tim Patzman, OF	2009
Shawn Wozniak, Utility	2009
Andy Gerhartz, Utility	2008
Jesse Hart, 2B	2008
Nick Wichser, OF	2008
Jesse Hart, 2B	2007
Josh Groves, Utility	2007
Mike Goetz, OF	2006
Joe Nowicki, 1B	2006
Joe Nowicki, OF	2005
Charlie Reschke, 2B	2005
Zak Rivera, DH	2005
Ben Stanczyk, 3B/P	2004
Troy Doering, Utility	2003
Mikel Schaefer, P	2003
Troy Doering, Utility	2002
Steve Guden, 3B	2002
John Vanden Berg, C	2002

All-League Second Team

Justin Hausser, 1B	2025
Adrian Montilva, SP	2024
Sean Tillmon, DH	2024
Jack Thelen, C	2023
Mark Connelly, 2B	2023
Riley Frey, SP	2023
Sam Mathews, RP	2023
Riley Frey, P	2022
Luke Seidel, OF	2022
Riley Frey, P	2021
Devin Rybacki, OF	2019
Oakland Scanlan, DH	2019
Jared Reklaitis, P	2019
Jake Sommers, P	2019
Tyler Bordner, C	2018
Devin Rybacki, CF	2018
Trevor Schwecke, 2B	2018
Trevor Schwecke, SS	2017
Daulton Varsho, C	2017
Billy Quirke, 2B	2016
Mitch Ghelfi, C	2015

Cody Peterson, P	2015
Mike Porcaro, DH	2015
Tell Taylor, 2B	2015
Tyler Hermann, Utility	2014
Ryan McShane, SS	2014
Pat Wilson, 1B	2014
Jonathan Capasso, OF	2013
Luke Meeteer, OF	2013
Mike Schneider, P	2013
Ryan Solberg, Utility	2013
Will Fadness, C	2012
Michael Porcaro, 2B	2012
Jonathan Capasso, OF	2011
Tell Taylor, SS	2011
Cole Kraft, SS	2010
Sam Sivilotti, DH	2010
Josh Groves, DH	2009
Ben Long, DH	2008
Shaun Wegner, C	2008
Shawn Wozniak, 1B	2008
Ross McCoy, OF	2007
Rob Brockel, OF	2007
Robert Michalkiewicz, P	2007
Grant Berkovitz, SS	2007
Rick Cavaiani, P	2006
Ross McCoy, OF	2006
Grant Berkovitz, SS	2005
Aaron Sorenson, P	2005
Matt Alexander, OF	2004
Ross McCoy, 1B	2004
Dave Pudlosky, 1B	2003
Charlie Reschke, 2B	2003
Ben Stanczyk, 3B	2003
David Michna, OF	2003
Adam Christ, SS	2002
Quintin Oldenburg, P	2002
Dave Pudlosky, 1B	2002

League All-Freshman Team (Starting in 2015)

Max Glusick	2026
Tate Schmidt	2025
Carson Hansen	2023
Justin Hausser	2022
Riley Frey	2021
James Severson	2021
Zach Nogalski	2018
Patrick Tomfohrde	2018
Trevor Schwecke	2017
Elijah Goodman	2016
Austin Schuffer	2015
Daulton Varsho	2015

League All-Newcomer Team (Prior to 2015)

Mitch Ghelfi	2013
Pat Wilson	2013
Will Fadness	2012
Luke Meeteer	2012
Michael Porcaro	2012
Ryan Solberg	2011
Tell Taylor	2011
Chad Pierce	2010
Jonathan Capasso	2010
Jayne Sukowaty	2010
Paul Hoenecke	2009
Doug Dekoning	2008
Andy Gerhartz	2008
Brad Lusti	2008
Shaun Wegner	2007
Dan Buchholz	2006
Mike Goetz	2005
Aaron Sorenson	2005
Ross McCoy	2004
Steve Sanfilippo	2003
Adam Christ	2002
Troy Doering	2002
Geoff Lefeber	2002
David Michna	2002

GAME NOTES

LOOKING AT AUBURN

Under head coach Butch Thompson, Auburn posted a 38-19 overall record this season with a 17-13 mark in the SEC. Three of those wins came over common opponents with Milwaukee, as the Tigers began the season with a sweep of fellow Horizon League member to begin the season.

What's not to like about Auburn's impressive pitching staff, the Tigers boast the fourth-best earned run average in all of Division I (3.45), while they allow the 14th fewest hits over nine innings (7.68). The staff is also tops in the country in strikeout-to-walk ratio at 3.74 as well as walks allowed per nine innings (2.82).

The team's offense is also within the top 60 in the nation, boasting the 53rd-best team batting average at .297, and have the 54th most hits in Division I with 562. The Tigers average 6.8 runs per contest, which ranks 119th entering NCAA Regional play this weekend.

Auburn received an at-large selection to this year's NCAA Baseball Championship, after being the sixth seed in this season's SEC Tournament. The Tigers eliminated the No. 14 seed LSU Tigers, and knocked off No. 3 Texas A&M in the quarterfinals, before falling to the No. 7 seed Arkansas in the semifinals at the Hoover Met in Hoover, Ala.

LOOKING AT UCF

The UCF Knights of the Big 12 Conference had a 19-11 record in league games this season with a 31-21 mark overall. Rich Wallace, like Milwaukee's Shaun Wegner, is in his third season at the helm of the program. UCF and Milwaukee had two common opponents in 2026, with the Knights playing both at the Live Like Lou Jax Classic in Jacksonville, Fla. UCF beat Notre Dame, 4-2, and fell to LSU by an 11-0 score.

Another strong all-around team entering regional play, UCF has the 26th best earned run average (4.37), and don't allow many hits as they are ranked 17th in hits allowed per nine innings (7.90). Limiting walks has also been key for the Knights' staff, allowing just 3.88 walks per game (54th in Division I), and have the 16th best WHIP in the nation (1.31).

UCF was the fourth seed in the Big 12 Championship, and bypassed playing games on both May 19 and 20. The Knights received an at-large selection to the NCAA Baseball Championship in 2026, falling in their quarterfinal matchup against Oklahoma State, 12-6.

LOOKING AT NC STATE

With a 32-22 overall record, and a 14-16 mark in the ACC, head coach Elliott Avent will ride off into the sunset with more than 1,300 wins in his historic 38-year career including the last 30 with the Wolfpack. Associate head coach Chris Hart has been named Avent's successor. This year's Wolfpack team took a three-game series at home from Notre Dame, and 2-of-3 from Duke at home during the regular season before falling to the Blue Devils in postseason play. UND and Duke were both on Milwaukee's schedule, with the Panthers earning a win over Duke early in the season.

NC State loves to walk, steal bases, and score. The Wolfpack offense is 30th in walks drawn with 302 this season, while they have amassed 549 hits on the year including 77 home runs. The offense is 25th in the country, averaging 8.2 runs per game this season, while their 98 stolen bases are 55th nationwide. Not afraid to get it done using small ball, NC State is 13th in Division I in sacrifice flies with 35.

On the hill, the Wolfpack pitching staff strikeouts out 10.6 batters per nine innings, good enough for 14th in the country. They are also 70th in the country with a 2.17 strikeout-to-walk ratio. With patience, teams can score against NC State as the Wolfpack are in the bottom half of the country in walks allowed per nine innings at 4.87.

NC State received an at-large selection to this year's championship, the team was the nine-seed in the ACC Baseball Championship in Charlotte, N.C. and were upset by the 16th-seeded Duke Blue Devils in the first round by a 21-12 score.

HORIZON LEAGUE TITLE

Milwaukee won its fifth league championship on May 23, knocking off top-seeded Wright State by a 5-4 score. The win came in dramatic fashion as the Panthers got a two-run walk-off home run from Joey Spence to win the game in the bottom of the ninth inning.

Gavin Theis pitched brilliantly over eight innings in Saturday's clincher, throwing a season-high eight innings without allowing an earned run. For the fourth time in 2026, Theis matched his season-high with six strikeouts against the Raiders.

With the win, Milwaukee clinched its first bid to the NCAA Division I Baseball Championship since the 2010 season. The Panthers reached the NCAA Tournament in 1999, 2001, and 2002 as well.

SPENCE WALK-OFF

Milwaukee entered the bottom of the ninth inning trailing by a 4-3 score, and after a Christian Holmes walk, Joey Spence sent a ball over the rightfield fence to clinch a league title for the Panthers.

It was the first walk-off to win the Horizon League crown since Jordan DeVoir of UIC defeated Butler with a

HEAD COACH SHAUN WEGNER



Third Season | Milwaukee '10

Head Coaching Records

Career Record: 68-102

Conference Record: 43-40

Postseason Record: 7-4

Player Awards & Honors

Horizon Pitcher of the Year: 1

Horizon Reliever of the Year: 2

Horizon All-League First Team: 11

Horizon All-League Second Team: 3

Horizon All-Tournament Team: 4

Horizon All-Freshman Team: 2

Horizon All-Academic Team: 10

Coaching Timeline

2024-present - Milwaukee, Head Coach

2019-2023 - Milwaukee, Assoc. Head Coach

2018 - Milwaukee, Assistant Coach

2013-2017 - Whitewater, Assistant Coach

2011-12 - Minnesota-Mankato, Grad. Asst.

Playing Career

2006-2010 - Milwaukee, Catcher

Career Statistics (at Milwaukee)

180 Games, 566 At Bats, 101 Runs Scored,

162 Hits, 28 2Bs, 2 3Bs, 9 HRs, 87 RBIs,

.286 AVG, .390 SLG%, 18 SBs

Hometown

Watertown, Wis.

High School

Watertown '06





MILWAUKEE'S RECORD WHEN...

GAME NOTES

Overall	25-31
Horizon League Games	14-10
Non-League Games	11-21
Postseason Games	3-0
At Home	12-5
On the Road	12-26
At a Neutral Site	1-0
In Day Games	22-27
In Night Games	3-4
vs. Left-Handed Starting Pitcher	7-9
vs. Right-Handed Starting Pitcher	18-22
In One-Run Games	5-6
In Two-Run Games	1-6
In 5+ Run Games	10-15
In Extra Inning Games	3-0
Shutouts	2-0
Scoring 0-2 Runs	0-12
Scoring 3-5 Runs	5-13
Scoring 6-9 Runs	6-5
Scoring 10+ Runs	14-1
Scoring in the First Inning	14-8
Opponent Scores in the First Inning	6-13
Scoring First	17-12
Opponent Scores First	8-19
Ahead After 6 Innings	21-3
Trailing After 6 Innings	2-26
Tied After 6 Innings	2-2
Ahead After 8 Innings	18-1
Trailing After 8 Innings	2-19
Tied After 8 Innings	1-0
Out-Hitting Opponents	17-5
Being Out-Hit	6-23
Hits are Tied	2-3
On Weekdays	14-14
On Weekends	11-17
On Monday	1-0
On Tuesdays	2-4
On Wednesdays	1-2
On Thursdays	3-0
On Fridays	7-6
On Saturday	7-11
On Sundays	4-8
In February	2-7
In March	3-14
In April	10-6
In May	10-4

solo home run in the bottom of the ninth, clinching the 2003 championship for the Flames.

The walk-off win was Milwaukee's third of the season. The Panthers also knocked off Northern Kentucky 11 innings by a 6-5 score on April 16, and defeated Oakland in 11 innings by a 12-11 margin.

HORIZON LEAGUE TOURNAMENT MOST VALUABLE PLAYER

With two home runs and seven RBIs, including the game-winning two-run home run in the championship clincher, Joey Spence earned the Horizon League Tournament Most Valuable Player.

Spence becomes the third Panther to win the award under the Horizon League title joining pitcher Chad Pierce in 2010 and Dave Pudlosky in 2002. During the pre-Horizon League days as the Mid-Continent Conference, infielder Scott Gillitzer was the 2001 MVP, while pitcher Chad Sadowski was the 1999 MVP.

ALL-TOURNAMENT TEAM

While Joey Spence was the Horizon League Championship Most Valuable Player, he was also the catcher on the league's All-Tournament Team. Joining Spence were outfielders Charlie Marion and Dylan O'Connell, third baseman Grant Ross, and starting pitcher Gavin Theis.

With five members on the All-Tournament Team, Milwaukee matched its Horizon League mark set back in 2002. The Panthers had seven selections to the Mid-Continent Conference in 2001, and another five in 1999.

POSTSEASON PITCHING PERFORMANCES

Milwaukee has gotten superb pitching both from their starters and relievers in the Horizon League Championship last weekend. The staff has recorded a 1.67 earned run average, while holding their opponents to just seven runs total and a .204 batting average.

Aric Ehmke got the start against Northern Kentucky in the postseason opener and allowed two runs over seven innings with four strikeouts. Aiden Fishnick finished the game with two hitless innings and a pair of strikeouts.

The next day it was Riley Peterson to strike out five Wright State batters and allow just one run over six innings. Mason Weckler worked around two hits in the seventh inning, before Camden Kuhnke struck out three batters over two innings to lock down his sixth save.

In the clincher, Gavin Theis tossed eight innings and allowed an unearned run and struck out six Raiders. Camden Kuhnke threw an inning and earned his fourth win of the year following the winning home run by Joey Spence in the bottom of the ninth.

WINS IN NCAA TOURNAMENT

Milwaukee is looking for just its second win in its NCAA Tournament history, and first since its postseason debut in 1999. During the Panthers' first appearance in the NCAA Championship, the team knocked off the No. 1 overall seed Rice by an 8-4 score. Ultimately, Milwaukee was eliminated by the Owls two days later.

HORIZON LEAGUE IN THE NCAA TOURNAMENT

Last season, Horizon League Champion Wright State was able to win a pair of games in the NCAA Championship, including an elimination game win over perennial power Vanderbilt.

The Panthers are looking to make it two-straight seasons with a win for the Horizon League when taking on Auburn on May 29, followed by a matchup against UCF or NC State on May 30.

The last time the Horizon League had consecutive seasons with wins in the Division I Baseball Championship came during a four-year span from 2013-16. Valparaiso defeated Florida in 2013, Youngstown State defeated Indiana State in 2014, while Wright State got two wins in 2015 over Ohio and Notre Dame and another two wins in 2016 against Western Michigan and Ohio State.

HORIZON LEAGUE IN SEC COUNTRY

2026 will mark the fourth time in the last six seasons that the Horizon League Champion has been placed in a pod hosted by a team from the Southeastern Conference. Wright State played at Tennessee in 2021, Northern Kentucky visited Tennessee in 2023, and last season Wright State played at Vanderbilt.

FIRST TIME IN A LONG TIME

Entering the 2026 NCAA Division I Baseball Championship, Milwaukee is tied for the second-longest drought for teams to make an appearance this season, last playing in 2010 in the Tempe Regional.

The 16-year drought is tied with The Citadel of the Southern Conference, Washington State of the Mountain West, and Lamar of the Southland.

The longest drought belongs to Northern Illinois, who last played in the NCAA Tournament in 1972. The Huskies won the Mid-American Conference in their last season as members of the MAC, as NIU will be joining the Horizon League as its sixth member in 2027.

GAME NOTES

2010 REWIND

While Milwaukee hasn't appeared in the NCAA Tournament since 2010, there are two members on the current edition of the Panthers that appeared in that last championship run.

Current head coach Shaun Wegner was a senior on the team, playing in 47 of the team's 59 games that season. Wegner had the game's first hit against Arizona State, a single on the third pitch of the game against current Arizona Diamondbacks starting pitcher Merrill Kelly.

Longtime Milwaukee pitching coach Cory Bigler was also a part of the 2010 NCAA Tournament team, then in his seventh season in the role. Bigler will be wrapping up his 23rd season as the team's pitching coach in 2026.

THE PEARL CONNECTION

Aside from meeting on the diamond this weekend, Milwaukee and Auburn have a common connection in that they are the first and last Division I men's basketball teams that Bruce Pearl served as coached.

Pearl, from Boston, Mass., got his first Division I head coaching job at Milwaukee after serving in the same capacity at Division II Southern Indiana. With the Panthers, he guided the team to 86 wins over four seasons including a trip to the Sweet 16 in 2004-05.

After his success with Milwaukee, he took the head coaching position at Tennessee, where he was for six seasons. Pearl finished his head coaching career at Auburn, where he served from 2014-25, winning 244 games over 11 seasons, before taking an ambassador position with the department.

ON THESE DATES

May 29 – 2-4 Record; Streak: Lost 1; Last Win: 2010 vs. Wright State (14-7)

May 30 – 1-0 Record; Streak: Won 1; Last Win: 2010 vs. Wright State (6-3)

May 31 – 0-1 Record; Streak: Lost 1; Last Win: N/A

June 1 – 0-1 Record; Streak: Lost 1; Last Win: N/A

FIVE ON FIRST TEAM

Dominic Kibler, Camden Kuhnke, Charlie Marion, Dylan O'Connell, and Gavin Theis were all selected to the Horizon All-League First team as announced on May 19. The five first-team selections are a new program record, breaking the previous mark of four set in 2025, 2013, 2009, 2001, and 2000.

BACK-TO-BACK FIRST TEAM

With his selection to the All-League First Team, Gavin Theis became the first player to earn multiple All-League First Team selections since AJ Blubaugh, who earned consecutive selections in 2021 and 2022.

RELIEVER OF THE YEAR

Camden Kuhnke was named the Horizon League Reliever of the Year, becoming the fourth individual to earn the award and fifth overall winner. Kuhnke makes it back-to-back selections, following the award being given to Logan Snow in 2025. It marks the first time Milwaukee has had back-to-back seasons with the reliever of the year since AJ Blubaugh won in both 2021 and 2022.

O'CONNELL ON THE RUN

With 40 stolen bases on the season, Dylan O'Connell set the single-season record by a Milwaukee player. Luke Meeteer previously owned the record with 37 stolen bases during the 2015 season.

O'Connell enters postseason play sixth in NCAA Division I in stolen bases, the national leader is Terence Grines of UT Martin (65).

With four stolen bases against Oakland on Apr. 12, O'Connell tied the Milwaukee program record for steals in a game. He later stole five bases in Thursday's game against Northern Kentucky to set a new single-game record. His five stolen bases in a game are the third-most in all of Division I baseball this season, with Alex Laird of Bowling Green recording seven of Akron on Apr. 3, and Terence Grines recording six against Western Illinois on May 3.

TEAM STEALS

Milwaukee has 122 stolen bases on the season as a team, more than any other Panther team in a single season dating back to its inaugural Division I season in 1991. The previous mark was held by the 2016 Panthers with 103 stolen bases that year.

TEAM HOME RUNS

The Panthers now finished the regular season with 59 home runs as a team, which is third-most in a year in program history. The program record is 77 set back during the 1999 campaign.

IN-LEAGUE HOME RUNS

Milwaukee had 30 home runs in Horizon League games this season, the fifth-most in conference games over the past 21 seasons. The most by Milwaukee in league play was 35 during the 2019 season, the Panthers have hit at least 25 home runs in league game five times with 35 in 2019, 33 in 2006, 30 in 2025 and 2026, and 27 in 2021.

PANTHERS IN THE PROS

Daulton Varsho

Toronto (American League)

Drafted by Arizona (2017)

AJ Blubaugh

Houston (American League)

Drafted by Houston (2022)

Riley Frey

Rome (Atlanta, High-A)

Drafted by Atlanta (2023)

Owen Rice

FCL Cardinals (St. Louis, Rookie)

Drafted by St. Louis (2024)



PROGRAM HISTORY

No Hitters: 1

Alex McIntosh (7 IP) & Mike Schneider (2 IP)

(April 7, 2015 vs. Superior)

Hits for Cycle: 1

Mark Connelly

(March 31, 2023 at Oakland)

Multi-Home Run Games: 73

Most Home Runs

Todd Ludwig (4, March, 17, 1999)

Most Recent

Charlie Marion (2, Mar. 22, 2026)

Five-Hit Games: 22

Most Hits

Three Players Tied: 6

Most Recent

Justin Hausser (5, April, 15, 2025)

10+ Strikeout Games: 42

Most Strikeouts

Two Players Tied: 15

Most Recent

Adrian Montilva (10, March 29, 2024)

20+ Runs Score in a Game: 24

Most Runs Scored

28, April 18, 1993 vs. Concordia Wisconsin

Most Recent

22, March 26, 2016 vs. Youngstown State



BASEBALL

GAME NOTES

POWER RACE

Milwaukee has slugged 55 home runs this season as a team, led by Dominic Kibler and Charlie Marion with 11 each.

Breakdown by class:

- Seniors: 22 (Marion 12, Ross 5, Spence 4, Bozak 1)
- Juniors: 21; (Kibler 11, O'Connell 8, Holmes 2)
- Sophomores: 14; (Hadley VI 7, Horn 4, Palkowski 2, Schmidt 1)
- Freshmen: 2; (Glusick 2)

Milwaukee has hit three grand slam this season: Hadley VI, Feb. 21 at Duke; Kibler, Mar. 28 vs. Butler; Kibler, Apr. 13 at Central Michigan.

KIBLER SLAMS

With a grand slam in the team's win over Central Michigan, Dominic Kibler now has two grand slams this season after hitting one against Butler on Mar. 28. He is the first Panther with multiple grand slams in a single season since Carson Hansen in 2024, when he had slams against Northern Kentucky at home on both Apr. 26, and in game two of a doubleheader on Apr. 27.

MULTI-HOME RUN GAMES

Milwaukee had back-to-back weekends with a player recording a multi-home run game, Joey Spence (March 13 at Northern Kentucky) and Charlie Marion (March 22 at Wright State). Marion later added another two-homer performance on Apr. 28 at Northwestern.

Spence became the 72nd player in program history to accomplish the feat, with Marion becoming the 73rd and 74th as Marion became the first Panthers with multiple multi-homer games in a season was Nate DeYoung in 2022.

IN EXTRA INNINGS

Milwaukee was 3-0 in extra innings in 2026 (1-3 in 2025) and holds 47-46-1 record in extra innings all-time.

SHUTOUT WINS

On Apr. 12, the Panthers recorded their first shutout win of the season with 12-0 seven-inning victory at Oakland. It was the team's first shutout win since their previous series finale at Oakland, when Milwaukee finished the regular season with an 11-0 victory over the Golden Grizzlies on May 17, 2025. Milwaukee recorded its second shutout of the season against Wright State on Apr. 25, which was the first time that the Raiders had been shutout in a Horizon League contest since May 19, 2022.

EXTRA-BASE HITS

Milwaukee recorded at least one extra-base hit in all but two games this season to lead all Horizon League programs. The exceptions were games on Mar. 10 at Purdue and Mar. 14 at Northern Kentucky.

During the regular season, Northern Kentucky was held without an extra-base hit on three occasions, followed by Oakland and Youngstown State (four times each), while Wright State was held without an extra-base hit five times in 2026.

WINNING STREAK

Milwaukee posted an eight-game winning streak beginning with the series finale against Oakland on Apr. 12 through the team's Apr. 25 win at home against Wright State. The eighth-game streak was tied for the fourth longest winning streak in program history. Milwaukee had a record 13-game winning streak in 2002, while recording a pair of nine-game winning streaks during the 2001 campaign.

COMEBACK WINS

Milwaukee erased an 8-0 first-inning deficit against Northern Kentucky on March 15 and did so again on Apr. 21, trailing St. Thomas by an 8-0 score through 6 1/2 innings, before scoring nine unanswered between the seventh and eighth innings to win, 9-8. The two are now tied for the second-largest comebacks in the last 20 seasons (since 2007).

The largest came on Apr. 15, 2015, when the Panthers trailed Chicago State 10-1 before outscoring the Cougars 14-1 the rest of the way, including an 11-run seventh inning, to win 15-11.

LONGEST GAMES SINCE 2004 (BY INNING)

Since 2004, Milwaukee has played seven games of 13+ innings, including one in 2026, and is 5-2 in those contests:

- March 20, 2016 at Illinois State – Win, 4-1 (18 Innings)
- March 15, 2026 at Northern Kentucky – Win, 16-10 (14 Innings)
- May 22, 2010 vs. Youngstown State – Win, 8-7 (14 Innings)
- May 21, 2008 vs. Cleveland State – Win, 10-7 (14 Innings, Horizon League Tournament)
- March 3, 2017 at Evansville – Win, 7-5 (13 Innings)
- May 16, 2024 vs. Wright State – Loss, 4-2 (13 Innings)
- May 15, 2008 vs. Youngstown State – Loss, 5-4 (13 Innings, Miller Park)

HOME COOKING

Over the last 21 seasons (2005-25), Milwaukee has taken "home field advantage" to another level, posting winning home records in all but two seasons (8-14 in 2022; 0-0 in 2020). The Panthers went unbeaten at home in 2013 (13-0) and have posted three straight 12-7 home records (2023-25). In 2026, Milwaukee finished 12-5 in home games.

ATTENDANCE RECORD

In the team's home win over Valparaiso on May 5, the Milwaukee baseball team set a program attendance record with 2,414 in attendance for the game. The previous mark was set last season against Northern Illinois at 2,234.



PROJECTED MILWAUKEE LINEUP

Pos.	No.	Name	OPS
3B	8	Grant Ross	.873
RF	22	Charlie Marion	.967
CF	2	Dylan O'Connell	1.001
DH	27	Dominic Kibler	1.037
LF	20	Bradyn Horn	.846
1B	6	John Hadley VI	.864
2B	3	Tate Schmidt	.647
SS	29	Christian Holmes	.550
C	13	Joey Spence	.701

2026 MULTI-HIT GAMES

NAME	2	3	4+	TOTAL
Dylan O'Connell	16	2	2	20
Charlie Marion	13	4	2	19
Bradyn Horn	13	1	2	16
Grant Ross	11	4	-	15
Dominic Kibler	12	3	-	15
Joey Spence	10	3	-	13
Tate Schmidt	9	1	-	10
John Hadley VI	4	3	-	7
Max Glusick	6	-	-	6
Cade Palkowski	6	-	-	6
Christian Holmes	3	1	-	4
Connor Bozak	4	-	-	4
Tristan Ellis	2	-	-	2
Connor Harvie	1	-	-	1
TOTAL	110	22	6	138

2026 MULTI-RBI GAMES

NAME	2	3	4+	TOTAL
Charlie Marion	10	2	4	16
Dominic Kibler	6	4	4	14
Dylan O'Connell	6	3	1	10
Joey Spence	2	2	3	7
Bradyn Horn	7	-	-	7
Grant Ross	5	1	-	6
John Hadley VI	2	2	1	5
Max Glusick	2	1	1	4
Cade Palkowski	2	1	1	4
Tate Schmidt	2	1	-	3
Christian Holmes	1	1	-	2
Connor Bozak	1	-	-	1
Tristan Ellis	1	-	-	1
Ryan Lemm	1	-	-	1
TOTAL	48	18	15	81

2026 STARTERS SUMMARY

BY POSITION

Pitcher

Riley Peterson	14
Aric Ehmke / Gavin Theis	13
Arnold / Ishida / Mueller / Vander Loop	3
Tyler Hrin	2
Aiden Fishnick / Mason Weckler	1

Catcher

Joey Spence	26
Dominic Kibler	24
Connor Harvie	5

First Base

John Hadley VI	33
Joey Spence	15
Grant Ross	8

Second Base

Tate Schmidt	34
Max Glusick	17
Connor Bozak	3
Peter Visconti II	2

Third Base

Grant Ross	47
Max Glusick	4
Tristan Ellis	3
Connor Bozak	2

Shortstop

Christian Holmes	48
Tristan Ellis	8

Left Field

Bradyn Horn	42
Cade Palkowski	11
Dominic Kibler	3

Center Field

Dylan O'Connell	51
Cade Palkowski	4
Bradyn Horn	1

Right Field

Charlie Marion	52
Cade Palkowski	3
Dominic Kibler	1

Designated Hitter

Dominic Kibler	28
Tate Schmidt	6
Bradyn Horn / Joey Spence	5
Bozak / Lemm / O'Connell	3
Peter Visconti II	2
John Hadley VI / Cade Palkowski	1

BATTING ORDER

First

Grant Ross	51
Dylan O'Connell	4
Tate Schmidt	1

Second

Charlie Marion	20
Tate Schmidt	18
Dominic Kibler	12
Max Glusick	5
Bradyn Horn	1

Third

Dylan O'Connell	50
Grant Ross	4
Dominic Kibler / Joey Spence	1

Fourth

Dominic Kibler	43
Charlie Marion	12
Bradyn Horn	1

Fifth

Bradyn Horn	40
Joey Spence	9
John Hadley VI / Charlie Marion	2
Holmes / Lemm / Schmidt	1

Sixth

Joey Spence	19
John Hadley VI	11
Charlie Marion	9
Bradyn Horn	6
Max Glusick	4
Bozak / Lemm / Schmidt	2
Peter Visconti II	1

Seventh

John Hadley VI	10
Christian Holmes / Tate Schmidt	9
Max Glusick	8
Joey Spence	7
Charlie Marion	6
Cade Palkowski	4
Connor Bozak	3

Eighth

Christian Holmes	23
Hadley VI / Palkowski / Schmidt	7
Joey Spence	5
Charlie Marion	3
Connor Harvie	2
Connor Bozak / Max Glusick	1

Ninth

Christian Holmes	15
Tristan Ellis	11
Cade Palkowski	8
Joey Spence	5
John Hadley VI	4
Glusick / Harvie / Visconti II	3
Bozak / Harvie / Schmidt	2



2026 OVERALL STATISTICS

Player	avg	gp-gs	ab	r	h	2b	3b	hr	rbi	tb	slg%	bb	hp	so	gdp	ob%	sf	sh	sb-att	po	a	e	fld%	
2 O'Connell, Dylan	.338	54-54	198	58	67	17	2	8	42	112	.566	29	7	35	2	.435	3	6	40-44	118	1	3	.975	
27 Kibler, Dominic	.317	56-56	189	45	60	13	1	11	59	108	.571	42	13	28	2	.466	3	1	13-17	178	20	1	.995	
20 Horn, Bradyn	.316	49-48	171	24	54	12	0	4	32	78	.456	21	1	36	3	.390	2	3	5-7	72	1	4	.948	
22 Marion, Charlie	.310	54-52	200	46	62	16	1	12	54	116	.580	20	7	46	1	.387	3	1	8-9	112	2	3	.974	
8 Ross, Grant	.284	55-55	197	54	56	13	0	5	22	84	.426	44	15	40	2	.447	1	1	15-18	75	82	12	.929	
6 Hadley, John	.264	43-34	125	25	33	5	1	7	22	61	.488	21	2	51	0	.376	1	1	7-8	254	7	3	.989	
3 Schmidt, Tate	.255	47-40	149	26	38	2	0	1	13	43	.289	23	1	42	2	.358	0	2	4-7	61	75	13	.913	
13 Spence, Joey	.229	50-46	170	23	39	10	1	4	33	63	.371	21	5	46	4	.330	1	2	7-9	296	22	5	.985	
29 Holmes, Christian	.191	53-48	173	24	33	9	2	2	17	52	.301	12	2	51	2	.249	2	3	6-7	61	129	15	.927	

48 Ishida, Sotaro	1.000	1-0	1	0	1	1	0	0	1	2	2.000	0	0	0	0	1.000	0	0	0-0	3	1	1	.800	
33 Lemm, Ryan	.364	5-3	11	3	4	0	0	0	4	4	.364	2	0	5	0	.462	0	0	2-2	0	0	0	.000	
7 Bozak, Connor	.263	14-8	38	6	10	3	0	1	4	16	.421	0	2	15	0	.300	0	0	0-0	8	9	3	.850	
1 Glusick, Max	.263	27-21	80	8	21	1	0	2	16	28	.350	9	0	16	0	.330	2	3	5-8	34	40	0	1.000	
4 Ellis, Tristan	.237	15-11	38	6	9	3	0	0	4	12	.316	4	0	18	1	.302	1	0	1-1	7	26	3	.917	
9 Palkowski, Cade	.235	36-19	85	14	20	3	0	2	15	29	.341	7	1	25	1	.301	0	3	8-9	56	3	4	.937	
30 Harvie, Connor	.188	7-5	16	3	3	0	1	0	0	5	.313	6	1	10	0	.435	0	0	1-1	34	4	2	.950	
26 Visconti II, Peter	.053	14-4	19	4	1	0	0	0	0	1	.053	5	1	7	0	.280	0	0	0-1	10	11	0	1.000	
Totals	.275	56	1860	369	511	108	9	59	338	814	.438	266	58	471	20	.379	19	26	122-148	1398	473	78	.960	
Opponents	.299	56	1890	437	566	118	15	52	393	870	.460	264	111	388	33	.409	36	19	77-97	1430	427	59	.969	

LOB - Team (430), Opp (485). DPs turned - Team (40), Opp (32). IBB - Team (7), HORN 2, MARION 2, O'CONNELL 1, HADLEY 1, SCHMIDT 1, Opp (3). Picked off - O'CONNELL 2, SCHMIDT 1, ROSS 1, SPENCE 1, GLUSICK 1.

(All games Sorted by Earned run avg)

Player	era	w-l	app	gs	cg	sho	sv	ip	h	r	er	bb	so	2b	3b	hr	b/avg	wp	hp	bks	sfa	sha		
14 Ehmke, Aric	4.63	5-6	13	13	0	0/1	0	70.0	75	48	36	19	45	17	0	6	.280	5	13	2	6	4		
18 Theis, Gavin	4.91	2-3	13	13	0	0/0	0	69.2	73	47	38	31	56	16	2	5	.264	11	10	0	3	3		
39 Peterson, Riley	7.18	5-4	15	14	0	0/1	0	62.2	68	53	50	25	69	12	1	2	.280	2	16	0	3	4		

16 Kuhnke, Camden	3.38	4-1	24	0	0	0/2	6	32.0	26	15	12	15	33	6	0	0	.220	8	7	0	1	2		
28 Fishnick, Aiden	4.67	0-0	17	1	0	0/0	0	34.2	36	30	18	18	23	4	1	8	.261	3	10	1	2	1		
31 Mueller, Matthew	5.40	0-1	5	3	0	0/0	0	10.0	5	6	6	12	9	1	0	1	.152	3	1	2	2	0		
32 Riel, Cullen	5.48	2-0	22	0	0	0/0	0	21.1	27	16	13	17	20	10	0	1	.297	2	7	0	0	0		
48 Ishida, Sotaro	6.30	4-2	13	3	0	0/0	0	30.0	31	30	21	30	25	6	2	2	.290	6	8	1	7	2		
34 Weckler, Mason	8.12	0-6	18	1	0	0/0	1	37.2	57	44	34	16	32	14	3	4	.339	10	9	0	2	2		
8 Ross, Grant	9.00	0-0	1	0	0	0/0	0	1.0	2	1	1	0	1	1	0	0	.400	1	0	0	0	0		
49 Vander Loop, Alex	9.71	2-1	12	3	0	0/0	0	29.2	45	33	32	13	22	9	0	11	.352	1	7	0	3	0		
55 Watson, Lucas	11.12	0-1	20	0	0	0/1	0	17.0	26	24	21	18	19	0	2	4	.342	4	3	0	0	1		
24 Andrews, Tyler	12.66	0-2	15	0	0	0/0	0	10.2	13	17	15	9	4	2	0	2	.317	0	7	0	3	0		
12 Golden, Riley	12.71	0-0	11	0	0	0/0	0	5.2	12	8	8	7	2	3	0	1	.444	1	3	0	0	0		
23 Arnold, Tristan	13.50	1-3	12	3	0	0/0	1	15.1	30	26	23	15	10	1	1	2	.405	7	6	0	1	0		
11 Hrin, Tyler	15.53	0-1	7	2	0	0/0	0	13.1	28	24	23	15	14	11	2	1	.412	4	2	0	0	0		
17 Theis, Braden	20.25	0-0	6	0	0	0/0	0	5.1	12	15	12	4	4	5	1	2	.429	4	2	0	3	0		
Totals	7.01	25-31	56	56	0	2/2	8	466.0	566	437	363	264	388	118	15	52	.299	72	111	6	36	19		
Opponents	6.38	31-25	56	56	3	0/0	14	476.2	511	369	338	266	471	108	9	59	.275	48	58	2	19	26		

PB - Team (11), KIBLER 5, SPENCE 4, HARVIE 2, Opp (12). Pickoffs - Team (3), FISHNICK 1, ANDREWS 1, EHMKE 1, Opp (6). SBA/ATT - KIBLER (39-48), SPENCE (32-40), PETERSON (18-22), WECKLER (9-11), FISHNICK (10-11), EHMKE (8-10), HARVIE (6-7), HRIN (7-7), ISHIDA (4-7), WATSON (4-6), THEIS (4-6), VANDER LOOP (4-6), RIEL (3-4), ARNOLD (2-2), KUHNKE (1-2), MUELLER (1-1), THEIS, B. (1-1), ANDREWS (1-1).



2026 HORIZON LEAGUE STATISTICS

Player	avg	gp-gs	ab	r	h	2b	3b	hr	rbi	tb	slg%	bb	hp	so	gdp	ob%	sf	sh	sb-att	po	a	e	fld%
27 Kibler, Dominic	.386	24-24	83	24	32	8	0	6	28	58	.699	19	7	9	2	.527	1	0	7-9	73	4	1	.987
2 O'Connell, Dylan	.344	24-24	93	33	32	7	0	3	18	48	.516	17	4	9	1	.465	0	3	24-25	47	1	0	1.000
22 Marion, Charlie	.330	24-24	100	25	33	10	0	7	33	64	.640	9	4	20	1	.404	1	1	4-5	59	1	0	1.000
6 Hadley, John	.317	21-16	60	15	19	4	1	4	11	37	.617	12	1	21	0	.432	1	0	4-4	132	5	1	.993
8 Ross, Grant	.297	24-24	91	30	27	6	0	3	12	42	.462	20	7	17	1	.454	1	0	9-9	29	50	7	.919
13 Spence, Joey	.269	21-20	78	16	21	6	0	2	22	33	.423	11	2	23	2	.374	0	2	6-8	152	13	2	.988
20 Horn, Bradyn	.256	22-22	82	12	21	4	0	2	18	31	.378	8	0	13	2	.315	2	3	2-4	24	0	2	.923
3 Schmidt, Tate	.231	22-16	65	13	15	1	0	1	10	19	.292	15	0	19	1	.375	0	1	1-3	24	31	4	.932
29 Holmes, Christian	.163	24-24	86	12	14	4	1	1	9	23	.267	8	1	22	1	.240	1	2	1-2	30	68	8	.925

48 Ishida, Sotaro	1.000	1-0	1	0	1	1	0	0	1	2	2.000	0	0	0	0	1.000	0	0	0-0	1	1	0	1.000
4 Ellis, Tristan	.500	2-0	4	1	2	0	0	0	0	2	.500	0	0	1	0	.500	0	0	0-0	0	3	0	1.000
30 Harvie, Connor	.333	1-1	3	2	1	0	1	0	0	3	1.000	2	0	2	0	.600	0	0	0-0	8	2	0	1.000
9 Palkowski, Cade	.241	13-7	29	6	7	2	0	0	5	9	.310	3	1	7	1	.333	0	1	4-5	21	1	0	1.000
1 Glusick, Max	.216	10-10	37	5	8	0	0	1	7	11	.297	3	0	6	0	.268	1	2	1-4	18	19	0	1.000
7 Bozak, Connor	.182	4-3	11	2	2	1	0	0	1	3	.273	0	2	5	0	.308	0	0	0-0	1	4	1	.833
26 Visconti II, Peter	.000	4-1	4	1	0	0	0	0	0	0	.000	0	0	2	0	.000	0	0	0-0	5	5	0	1.000
Totals	.284	24	827	197	235	54	3	30	175	385	.466	127	29	176	12	.395	8	15	63-78	638	228	28	.969
Opponents	.291	24	852	164	248	62	6	14	149	364	.427	106	42	177	20	.391	12	6	31-39	632	200	34	.961

LOB - Team (177), Opp (216). DPs turned - Team (22), Opp (18). IBB - Team (7), HORN 2, MARION 2, O'CONNELL 1, HADLEY 1, SCHMIDT 1, Opp (2). Picked off - ROSS 1, SPENCE 1.

(Horizon games only Sorted by Earned run avg)

Player	era	w-l	app	gs	cg	sho	sv	ip	h	r	er	bb	so	2b	3b	hr	b/avg	wp	hp	bk	sfa	sha	
14 Ehmke, Aric	4.71	3-2	7	7	0	0/1	0	36.1	41	27	19	10	24	12	0	2	.289	5	9	2	3	2	
18 Theis, Gavin	5.09	2-1	8	8	0	0/0	0	40.2	52	30	23	16	30	13	2	3	.306	5	5	0	2	1	
39 Peterson, Riley	8.02	3-1	8	7	0	0/1	0	33.2	43	32	30	10	35	10	0	0	.312	1	8	0	1	1	

24 Andrews, Tyler	0.00	0-1	5	0	0	0/0	0	4.1	2	1	0	4	3	0	0	0	.143	0	2	0	0	0	
12 Golden, Riley	0.00	0-0	2	0	0	0/0	0	0.2	1	0	0	0	1	1	0	0	.333	0	0	0	0	0	
32 Riel, Cullen	2.16	0-0	8	0	0	0/0	0	8.1	10	2	2	6	10	3	0	0	.294	1	1	0	0	0	
16 Kuhnke, Camden	3.12	2-1	12	0	0	0/2	1	17.1	14	7	6	10	16	3	0	0	.222	3	1	0	1	0	
31 Mueller, Matthew	3.18	0-0	2	1	0	0/0	0	5.2	2	2	2	3	5	1	0	0	.111	1	0	0	1	0	
28 Fishnick, Aiden	3.52	0-0	7	0	0	0/0	0	15.1	11	6	6	7	10	2	0	2	.200	1	7	1	1	0	
48 Ishida, Sotaro	5.23	3-0	5	0	0	0/0	0	10.1	7	6	6	11	9	1	1	0	.219	4	4	0	1	1	
55 Watson, Lucas	6.97	0-1	11	0	0	0/1	0	10.1	17	10	8	9	12	0	0	3	.354	2	0	0	0	0	
49 Vander Loop, Alex	7.04	1-0	3	0	0	0/0	0	7.2	8	6	6	5	6	4	0	0	.308	0	2	0	2	0	
34 Weckler, Mason	8.04	0-2	7	0	0	0/0	0	15.2	24	18	14	8	12	7	1	2	.329	7	2	0	0	1	
17 Theis, Braden	9.00	0-0	2	0	0	0/0	0	2.0	2	4	2	1	1	1	0	1	.222	1	0	0	0	0	
8 Ross, Grant	9.00	0-0	1	0	0	0/0	0	1.0	2	1	1	0	1	1	0	0	.400	1	0	0	0	0	
11 Hrin, Tyler	30.38	0-1	2	1	0	0/0	0	2.2	10	9	9	6	2	3	1	1	.556	1	0	0	0	0	
23 Arnold, Tristan	40.50	0-0	2	0	0	0/0	1	0.2	2	3	3	0	0	0	1	0	.500	1	1	0	0	0	
Totals	5.80	14-10	24	24	0	2/2	2	212.2	248	164	137	106	177	62	6	14	.291	34	42	3	12	6	
Opponents	7.43	10-14	24	24	1	0/0	6	210.2	235	197	174	127	176	54	3	30	.284	23	29	1	8	15	

PB - Team (2), KIBLER 1, SPENCE 1, Opp (5). Pickoffs - Team (1), ANDREWS 1, Opp (2). SBA/ATT - SPENCE (17-23), KIBLER (12-13), PETERSON (9-12), WECKLER (5-5), THEIS (3-4), FISHNICK (4-4), WATSON (2-3), HARVIE (2-3), VANDER LOOP (2-3), HRI (3-3), ISHIDA (0-2), EHMKE (2-2), RIEL (1-1).



2026 HORIZON LEAGUE CHAMPIONSHIP STATISTICS

Player	avg	gp-gs	ab	r	h	2b	3b	hr	rbi	tb	slg%	bb	hp	so	gdp	ob%	sf	sh	sb-att	po	a	e	fld%	
8 Ross, Grant	.500	3-3	12	5	6	3	0	1	2	12	1.000	3	0	2	0	.600	0	0	0-0	3	7	1	.909	
20 Horn, Bradyn	.444	3-3	9	3	4	0	0	0	1	4	.444	3	0	3	0	.583	0	0	0-0	5	0	0	1.000	
22 Marion, Charlie	.333	3-3	15	4	5	2	0	1	4	10	.667	0	0	3	0	.333	0	0	0-0	4	1	0	1.000	
13 Spence, Joey	.333	3-3	12	4	4	1	0	2	7	11	.917	1	0	4	0	.385	0	0	0-0	14	1	0	1.000	
2 O'Connell, Dylan	.250	3-3	12	2	3	2	1	0	3	7	.583	2	0	3	0	.357	0	1	0-1	9	0	0	1.000	
29 Holmes, Christian	.182	3-3	11	2	2	0	0	0	1	2	.182	2	0	3	0	.308	0	0	1-1	4	1	0	1.000	
3 Schmidt, Tate	.100	3-3	10	1	1	0	0	0	2	1	.100	0	0	4	0	.100	0	0	0-0	3	9	2	.857	
27 Kibler, Dominic	.100	3-3	10	1	1	1	0	0	1	2	.200	2	2	3	0	.357	0	0	0-0	8	1	0	1.000	
6 Hadley, John	.000	3-3	7	0	0	0	0	0	1	0	.000	5	0	4	0	.417	0	1	0-0	28	2	0	1.000	

9 Palkowski, Cade	1.000	2-0	1	1	1	0	0	0	0	1	1.000	0	0	0	0	1.000	0	0	0-0	0	0	0	.000	
7 Bozak, Connor	.000	1-0	3	0	0	0	0	0	0	0	.000	0	0	0	0	.000	0	0	0-0	3	1	0	1.000	
Totals	.265	3	102	23	27	9	1	4	22	50	.490	18	2	29	0	.385	0	2	1-2	81	25	3	.972	
Opponents	.204	3	98	7	20	4	0	0	7	24	.245	9	5	21	1	.298	2	2	1-1	75	18	4	.959	

LOB - Team (26), Opp (28). DPs turned - Team (1).

(Sorted by Earned run avg)

Player	era	w-l	app	gs	cg	sho	sv	ip	h	r	er	bb	so	2b	3b	hr	b/avg	wp	hp	bk	sfa	sha		
18 Theis, Gavin	0.00	0-0	1	1	0	0/0	0	8.0	5	1	0	2	6	2	0	0	.179	0	1	0	1	0		
39 Peterson, Riley	1.50	1-0	1	1	0	0/0	0	6.0	3	1	1	4	5	1	0	0	.158	0	2	0	1	1		
14 Ehmke, Aric	2.57	1-0	1	1	0	0/0	0	7.0	7	2	2	1	4	0	0	0	.250	0	0	0	0	0		
16 Kuhnke, Camden	6.00	1-0	2	0	0	0/0	1	3.0	3	3	2	2	4	0	0	0	.250	0	2	0	0	1		

28 Fishnick, Aiden	0.00	0-0	1	0	0	0/0	0	2.0	0	0	0	0	2	0	0	0	.000	0	0	0	0	0		
34 Weckler, Mason	0.00	0-0	1	0	0	0/0	0	1.0	2	0	0	0	0	1	0	0	.400	0	0	0	0	0		
Totals	1.67	3-0	3	3	0	0/0	1	27.0	20	7	5	9	21	4	0	0	.204	0	5	0	2	2		
Opponents	7.92	0-3	3	3	0	0/0	0	25.0	27	23	22	18	29	9	1	4	.265	1	2	0	0	2		

PB - Team (1), KIBLER 1, Opp (1). SBA/ATT - EHMKE (1-1), SPENCE (1-1).



2026 GAME-BY-GAME TEAM BATTING STATISTICS

Date	Opponent	ab	r	h	rbi	2b	3b	hr	tb	bb	ibb	sb	cs	hbp	sac	sf	gdp	k	po	a	e	lob	avg
Feb 13	at LSU	33	5	8	5	2	0	1	13	2	0	1	0	2	0	0	0	17	22	6	3	8	.242
Feb 14	at LSU	36	3	9	3	2	0	1	14	0	0	0	0	3	0	0	0	17	24	7	1	9	.246
Feb 15	at LSU	29	7	9	7	1	0	2	16	6	0	1	0	1	0	1	0	15	18	6	3	9	.265
Feb 20	at Duke	27	3	4	3	1	0	1	8	4	0	0	0	1	0	0	0	14	18	6	2	8	.240
Feb 21	at Duke	26	8	6	7	2	0	1	11	8	0	3	0	1	0	0	1	6	18	6	2	6	.238
Feb 21	at Duke	34	9	12	9	0	0	1	15	8	0	6	1	3	2	2	0	13	27	9	2	13	.259
Feb 22	at Duke	30	1	2	0	1	0	0	3	2	0	2	0	1	0	0	0	12	24	9	0	5	.233
Feb 27	at Evansville	43	12	18	10	4	0	1	25	5	0	4	1	2	1	0	0	7	27	9	1	12	.264
Feb 28	at Evansville	33	1	6	1	0	0	1	9	2	0	0	0	1	0	0	0	9	24	7	1	8	.254
Mar 01	at Evansville	30	2	7	2	2	0	0	9	5	0	3	0	0	2	0	0	3	24	8	1	8	.252
Mar 03	at Minnesota	30	4	7	4	4	0	1	14	5	0	0	0	1	0	0	1	6	22	5	3	8	.251
Mar 04	at Minnesota	31	2	5	2	1	0	0	6	3	0	2	0	1	0	0	1	9	24	9	3	6	.243
Mar 06	at Southeast Missouri	34	2	10	2	1	0	0	11	3	0	1	0	0	1	1	0	14	24	12	2	10	.248
Mar 07	at Southeast Missouri	35	2	10	2	0	1	0	12	2	0	1	0	1	1	0	0	9	24	8	0	10	.251
Mar 08	at Southeast Missouri	25	2	6	2	1	0	1	10	0	0	0	0	0	0	0	2	4	18	6	0	2	.250
Mar 10	at Purdue	33	1	7	1	0	0	0	7	3	0	0	0	0	1	1	0	5	24	5	2	10	.248
*Mar 13	at Northern Kentucky	38	16	16	15	4	0	5	35	12	0	0	3	2	0	1	1	5	27	10	2	10	.260
*Mar 14	at Northern Kentucky	24	1	4	1	0	0	0	4	0	0	1	1	2	0	0	0	6	18	7	2	4	.256
*Mar 15	at Northern Kentucky	55	16	14	14	4	0	2	24	12	1	5	0	1	1	0	1	15	42	16	1	11	.256
*Mar 20	at Wright State	29	4	5	4	1	0	1	9	6	0	0	0	0	1	1	1	10	24	12	3	6	.252
*Mar 21	at Wright State	32	3	6	3	0	0	1	9	2	0	0	0	0	0	0	1	10	24	8	0	4	.249
*Mar 22	at Wright State	30	5	5	5	2	0	2	13	4	0	1	2	1	0	0	0	7	26	9	0	3	.245
Mar 28	BUTLER	27	2	8	2	0	1	0	10	1	0	1	0	0	0	1	1	8	21	6	3	6	.247
Mar 28	BUTLER	32	10	14	10	1	0	2	21	5	0	0	0	0	0	0	0	6	21	3	3	9	.255
Mar 29	BUTLER	39	7	13	7	2	1	1	20	6	0	5	2	0	0	0	0	7	27	15	3	11	.259
Mar 31	at UIC	32	5	6	5	0	0	1	9	6	0	6	1	0	0	1	0	10	24	7	0	7	.256
*Apr 03	YOUNGSTOWN STATE	34	3	8	2	0	1	0	10	3	0	4	1	1	1	0	0	6	27	9	2	9	.255
*Apr 03	YOUNGSTOWN STATE	35	4	10	4	2	0	0	12	2	0	4	0	1	0	1	1	5	27	11	0	8	.257
*Apr 04	YOUNGSTOWN STATE	30	5	7	4	3	0	0	10	2	0	3	0	1	0	1	0	6	27	13	0	5	.256
*Apr 10	at Oakland	35	12	11	11	3	0	1	17	6	0	1	3	3	0	0	0	8	27	13	2	5	.258
*Apr 11	at Oakland	33	5	8	5	1	0	0	9	3	0	2	0	0	2	0	1	5	24	8	3	6	.257
*Apr 12	at Oakland	32	12	9	10	1	0	2	16	6	0	5	0	2	0	0	0	6	21	8	1	7	.258
Apr 13	at Central Michigan	36	9	11	9	3	0	2	20	10	0	3	1	1	0	0	0	10	27	10	3	11	.260
*Apr 16	NORTHERN KENTUCK	41	6	11	5	2	0	0	13	7	2	6	0	2	2	0	0	7	33	14	1	15	.260
*Apr 17	NORTHERN KENTUCK	33	14	12	11	3	0	2	21	8	1	5	0	1	0	0	0	6	24	8	0	7	.263
*Apr 18	NORTHERN KENTUCK	37	15	12	14	5	0	2	23	3	0	4	0	4	0	0	1	8	27	6	0	5	.265
Apr 21	ST. THOMAS	31	9	10	8	1	0	0	11	5	0	3	1	1	0	1	1	5	27	7	2	5	.266
*Apr 24	WRIGHT STATE	34	10	12	9	2	0	1	17	8	0	3	0	0	1	0	1	6	27	11	2	9	.269
*Apr 25	WRIGHT STATE	29	4	9	3	3	0	0	12	2	0	2	1	0	1	1	1	6	27	6	1	5	.270
*Apr 26	WRIGHT STATE	31	2	7	1	1	0	0	8	2	0	2	0	0	0	0	0	6	24	10	3	7	.269
Apr 28	at Northwestern	37	8	12	8	3	0	3	24	3	0	0	0	2	0	0	0	2	24	10	2	7	.270
Apr 29	at Notre Dame	23	2	3	2	1	0	0	4	3	0	2	1	1	0	0	0	10	18	9	2	4	.268
May 01	at UNLV	25	4	4	2	1	0	0	5	6	0	6	0	1	0	2	1	14	23	5	1	6	.266
May 02	at UNLV	36	4	9	4	4	0	1	16	2	0	0	1	0	0	0	0	11	27	7	1	7	.265
May 03	at UNLV	35	7	11	7	3	1	0	16	5	0	4	0	0	0	1	0	10	24	5	1	7	.267
May 05	VALPARAISO	29	6	7	5	2	1	1	14	3	0	1	1	2	0	0	0	7	27	10	0	4	.266
May 06	at UIC	40	12	15	12	2	0	3	26	8	0	3	0	1	1	0	0	6	27	8	0	11	.269
*May 08	at Youngstown State	39	11	9	10	4	0	2	19	6	0	0	0	2	0	0	0	12	24	5	1	9	.268
*May 09	at Youngstown State	32	3	8	3	1	0	2	15	2	0	1	2	0	0	1	0	10	24	4	3	5	.268
*May 10	at Youngstown State	31	12	8	10	2	0	3	19	7	0	6	1	2	3	1	0	10	27	8	0	5	.267
*May 14	OAKLAND	45	12	18	12	5	1	1	28	10	3	2	1	0	1	1	1	7	33	14	0	14	.271
*May 15	OAKLAND	30	8	10	8	1	0	2	17	7	0	2	0	0	2	0	2	1	27	7	0	7	.272
*May 16	OAKLAND	38	14	16	11	4	1	1	25	7	0	4	0	4	0	0	0	8	27	11	1	11	.275
May 21	NORTHERN KENTUCK	38	14	13	14	5	1	2	26	10	0	1	1	1	0	0	0	8	27	8	1	11	.277
May 22	at Wright State	34	4	6	3	2	0	1	11	4	0	0	0	0	1	0	0	13	27	6	0	8	.275
May 23	at Wright State	30	5	8	5	2	0	1	13	4	0	0	0	1	1	0	0	8	27	11	2	7	.275
Totals		1860	369	511	338	108	9	59	814	266	7	122	26	58	26	19	20	471	1398	473	78	430	.275



2026 GAME-BY-GAME TEAM PITCHING STATISTICS

Date	Opponent	ip	h	r	er	bb	so	2b	3b	hr	wp	bk	hbp	dp	ibb	score	w-l	sv	era
Feb 13	at LSU	7.1	15	15	13	6	9	6	0	3	5	1	3	0	0	5-15	0-1	0	15.95
Feb 14	at LSU	8.0	8	5	4	2	3	4	0	0	0	0	0	1	0	3-5	0-2	0	9.98
Feb 15	at LSU	6.0	17	21	13	7	6	2	1	3	2	0	3	0	0	7-21	0-3	0	12.66
Feb 20	at Duke	6.0	13	20	18	7	5	2	1	2	7	0	5	1	0	3-20	0-4	0	15.80
Feb 21	at Duke	6.0	12	10	8	2	4	3	0	2	0	0	2	0	0	8-10	0-5	0	15.12
Feb 21	at Duke	9.0	5	6	2	5	10	1	0	0	1	0	4	0	0	9-6	1-5	0	12.33
Feb 22	at Duke	8.0	7	6	6	5	9	0	1	1	0	0	1	0	1	1-6	1-6	0	11.44
Feb 27	at Evansville	9.0	2	9	6	12	7	1	0	1	4	0	1	1	0	12-9	2-6	0	10.62
Feb 28	at Evansville	8.0	5	2	2	2	9	0	0	1	0	0	1	1	0	1-2	2-7	0	9.62
Mar 01	at Evansville	8.0	6	4	4	3	10	1	0	0	0	0	3	0	0	2-4	2-8	0	9.08
Mar 03	at Minnesota	7.1	12	14	14	10	8	4	1	0	3	1	2	0	0	4-14	2-9	0	9.80
Mar 04	at Minnesota	8.0	10	6	4	6	5	2	0	0	0	1	4	1	0	2-6	2-10	0	9.33
Mar 06	at Southeast Missouri	8.0	11	8	7	6	7	1	0	1	2	0	1	0	0	2-8	2-11	0	9.21
Mar 07	at Southeast Missouri	8.0	11	9	9	3	2	3	0	1	1	0	4	0	0	2-9	2-12	0	9.28
Mar 08	at Southeast Missouri	6.0	11	12	11	10	3	1	0	1	0	0	2	0	0	2-12	2-13	0	9.67
Mar 10	at Purdue	8.0	17	17	15	6	5	1	0	1	2	0	4	1	0	1-17	2-14	0	10.14
*Mar 13	at Northern Kentucky	9.0	13	9	6	4	10	4	0	1	1	0	2	0	0	16-9	3-14	0	9.86
*Mar 14	at Northern Kentucky	6.0	14	14	11	4	3	4	1	0	0	0	4	2	0	1-14	3-15	0	10.15
*Mar 15	at Northern Kentucky	14.0	14	10	10	12	12	3	0	0	2	0	2	2	1	16-10	4-15	0	9.80
*Mar 20	at Wright State	8.0	9	8	5	4	3	3	1	0	1	0	1	0	0	4-8	4-16	0	9.59
*Mar 21	at Wright State	8.0	11	8	8	7	6	1	1	1	2	0	2	1	0	3-8	4-17	0	9.56
*Mar 22	at Wright State	8.2	11	6	6	5	6	2	0	0	0	0	1	0	0	5-6	4-18	0	9.40
Mar 28	BUTLER	7.0	8	6	5	3	7	1	0	1	3	0	2	0	0	2-6	4-19	0	9.28
Mar 28	BUTLER	7.0	2	3	3	6	11	0	0	1	0	0	1	0	0	10-3	5-19	0	9.08
Mar 29	BUTLER	9.0	10	8	3	6	11	2	0	1	0	0	1	1	0	7-8	5-20	0	8.80
Mar 31	at UIC	8.0	13	12	12	6	4	2	1	3	1	0	5	1	0	5-12	5-21	0	8.99
*Apr 03	YOUNGSTOWN STATE	9.0	13	5	1	2	8	1	1	0	2	0	1	1	0	3-5	5-22	0	8.65
*Apr 03	YOUNGSTOWN STATE	9.0	9	7	7	5	6	1	0	1	3	0	2	0	0	4-7	5-23	0	8.58
*Apr 04	YOUNGSTOWN STATE	9.0	2	1	1	2	10	0	0	0	1	0	1	0	0	5-1	6-23	0	8.29
*Apr 10	at Oakland	9.0	7	4	3	4	7	3	0	2	0	0	1	1	0	12-4	7-23	0	8.09
*Apr 11	at Oakland	8.0	10	6	5	5	7	2	0	0	1	1	1	1	0	5-6	7-24	0	8.01
*Apr 12	at Oakland	7.0	3	0	0	1	4	1	0	0	0	0	1	1	0	12-0	8-24	0	7.79
Apr 13	at Central Michigan	9.0	9	6	4	4	3	1	1	2	2	0	3	0	0	9-6	9-24	1	7.67
*Apr 16	NORTHERN KENTUCK	11.0	13	5	5	7	5	3	0	0	4	0	1	4	1	6-5	10-24	1	7.52
*Apr 17	NORTHERN KENTUCK	8.0	7	4	4	5	3	2	0	0	2	2	3	0	0	14-4	11-24	1	7.44
*Apr 18	NORTHERN KENTUCK	9.0	15	9	9	5	13	3	0	0	2	0	4	2	0	15-9	12-24	1	7.49
Apr 21	ST. THOMAS	9.0	11	8	5	3	6	0	1	1	1	0	3	1	0	9-8	13-24	2	7.41
*Apr 24	WRIGHT STATE	9.0	9	7	6	5	10	2	0	2	0	0	1	0	0	10-7	14-24	2	7.37
*Apr 25	WRIGHT STATE	9.0	5	0	0	4	7	3	0	0	0	0	0	1	0	4-0	15-24	2	7.16
*Apr 26	WRIGHT STATE	8.0	13	13	9	3	6	3	0	2	1	0	2	0	0	2-13	15-25	2	7.24
Apr 28	at Northwestern	8.0	12	10	8	6	4	3	0	4	0	0	1	1	0	8-10	15-26	2	7.28
Apr 29	at Notre Dame	6.0	22	16	16	3	3	6	1	1	0	0	0	1	0	2-16	15-27	2	7.57
May 01	at UNLV	7.2	13	14	13	4	7	1	0	1	2	0	3	1	0	4-14	15-28	2	7.74
May 02	at UNLV	9.0	6	1	0	5	9	1	0	0	1	0	1	1	0	4-1	16-28	3	7.55
May 03	at UNLV	8.0	11	8	7	5	7	0	1	2	0	0	2	1	0	7-8	16-29	3	7.55
May 05	VALPARAISO	9.0	8	4	3	3	8	2	0	0	1	0	1	1	0	6-4	17-29	4	7.44
May 06	at UIC	9.0	11	6	6	3	8	1	0	4	0	0	1	2	0	12-6	18-29	5	7.41
*May 08	at Youngstown State	8.0	16	13	12	1	8	2	0	3	1	0	2	0	0	11-13	18-30	5	7.53
*May 09	at Youngstown State	8.0	9	4	0	1	11	2	0	1	1	0	1	1	0	3-4	18-31	5	7.38
*May 10	at Youngstown State	9.0	10	8	8	3	7	1	1	0	2	0	3	1	0	12-8	19-31	6	7.40
*May 14	OAKLAND	11.0	12	11	11	15	10	3	1	1	4	0	3	2	0	12-11	20-31	6	7.44
*May 15	OAKLAND	9.0	12	4	4	1	6	6	0	0	2	0	1	1	0	8-4	21-31	7	7.37
*May 16	OAKLAND	9.0	11	8	6	1	9	7	0	0	2	0	2	1	0	14-8	22-31	7	7.34
May 21	NORTHERN KENTUCK	9.0	7	2	2	1	6	0	0	0	0	0	0	1	0	14-2	23-31	7	7.23
May 22	at Wright State	9.0	6	1	1	5	8	2	0	0	0	0	3	0	0	4-1	24-31	8	7.11
May 23	at Wright State	9.0	7	4	2	3	7	2	0	0	0	0	2	0	0	5-4	25-31	8	7.01
Totals		466.0	566	437	363	264	388	118	15	52	72	6	111	40	3	369-437	25-31	8	7.01



2026 SCHEDULE & RESULTS

DATE	OPPOSING TEAM	SCORE	MKE LINE	OPP LINE	INN	RECORD (HORIZON)	MKE PITCHER(S)	TIME	ATT.
Feb. 13	at No. 1/2 LSU	L, 5-15	5-8-3	15-15-0	8	0-1	Andrews (0-1)	3:37	11,582
Feb. 14	at No. 1/2 LSU	L, 3-5	3-9-1	5-8-0	9	0-2	Ehmke (0-1)	2:55	11,078
Feb. 15	at No. 1/2 LSU	L, 7-21	7-9-3	21-17-1	7	0-3	Arnold (0-1)	3:11	10,753
Feb. 20	at Duke	L, 3-20	3-4-2	20-13-2	7	0-4	Weckler (0-1)	3:26	437
Feb. 21	at Duke	L, 8-10	8-6-2	10-12-0	7	0-5	Ehmke (0-2)	2:41	-
	at Duke	W, 9-6	9-12-2	6-5-3	9	1-5	Ishida (1-0)	3:26	526
Feb. 22	at Duke	L, 1-6	1-2-0	6-7-1	9	1-6	Peterson (0-1)	2:48	359
Feb. 27	at Evansville	W, 12-9	12-18-1	9-2-1	9	2-6	C. Kuhnke (1-0)	-	381
Feb. 28	at Evansville	L, 1-2	1-6-1	2-5-2	9	2-7	Ehmke (0-3)	-	376
Mar. 1	at Evansville	L, 2-4	2-7-1	4-6-1	9	2-8	Peterson (0-2)	-	304
Mar. 3	at Minnesota	L, 4-14	4-7-3	14-12-0	8	2-9	Mueller (0-1)	3:04	-
Mar. 4	at Minnesota	L, 2-6	2-5-3	6-10-0	9	2-10	Ishida (1-1)	2:56	-
Mar. 6	at Southeast Missouri	L, 2-8	2-10-2	8-11-0	9	2-11	Theis (0-1)	2:53	197
Mar. 7	at Southeast Missouri	L, 2-9	2-10-0	9-11-1	9	2-12	Ehmke (0-4)	2:50	200
Mar. 8	at Southeast Missouri	L, 2-12	2-6-0	12-11-0	7	2-13	Peterson (0-3)	2:11	228
Mar. 10	at Purdue	L, 1-17	1-7-2	17-17-1	9	2-14	Arnold (0-2)	3:14	1,224
Mar. 13	at Northern Kentucky *	W, 16-9	16-16-2	9-13-1	9	3-14 (1-0)	Theis (1-1)	3:26	108
Mar. 14	at Northern Kentucky *	L, 1-14	1-4-2	14-14-0	7	3-15 (1-1)	Ehmke (0-5)	2:17	134
Mar. 15	at Northern Kentucky *	W, 16-10	16-14-1	10-14-2	14	4-15 (2-1)	Ishida (2-1)	5:45	86
Mar. 17	at Western Illinois	<i>Canceled</i>							
Mar. 20	at Wright State *	L, 4-8	4-5-3	8-9-1	9	4-16 (2-2)	Andrews (0-2)	2:39	274
Mar. 21	at Wright State *	L, 3-8	3-6-0	8-11-0	9	4-17 (2-3)	Hrin (0-1)	2:41	317
Mar. 22	at Wright State *	L, 5-6	5-5-0	6-11-0	9	4-18 (2-4)	C. Kuhnke (1-1)	3:05	280
MAR. 29	BUTLER	L, 2-6	2-8-3	6-8-0	7	4-19	Theis (1-2)	2:11	-
	BUTLER	W, 10-3	10-14-3	3-2-0	7	5-19	Peterson (1-3)	2:16	279
MAR. 29	BUTLER	L, 7-8	7-13-3	8-10-1	9	5-20	Weckler (0-2)	3:37	281
Mar. 31	at UIC	L, 5-12	5-6-0	12-13-2	9	5-21	Arnold (0-3)	3:19	43
APR. 3	YOUNGSTOWN STATE *	L, 3-5	3-8-2	5-13-0	9	5-22 (2-5)	Watson (0-1)	3:18	-
	YOUNGSTOWN STATE *	L, 4-7	4-10-0	7-9-1	9	5-23 (2-6)	Weckler (0-3)	3:03	230
APR. 4	YOUNGSTOWN STATE *	W, 5-1	5-7-0	1-2-1	9	6-23 (3-6)	Peterson (2-3)	2:23	178
APR. 7	IOWA	CANCELED							
Apr. 10	at Oakland *	W, 12-4	12-11-2	4-7-2	9	7-23 (4-6)	Theis (2-2)	3:14	76
Apr. 11	at Oakland *	L, 5-6	5-8-3	6-10-2	9	7-24 (4-7)	Weckler (0-4)	2:59	107
Apr. 12	at Oakland *	W, 12-0	12-9-1	0-3-6	7	8-24 (5-7)	Peterson (3-3)	2:37	102
Apr. 13	at Central Michigan	W, 9-6	9-11-3	6-9-0	9	9-24	Riel (1-0); C. Kuhnke (1)	3:38	155
APR. 17	NORTHERN KENTUCKY *	W, 6-5	6-11-1	5-13-3	11	10-24 (6-7)	Ishida (3-1)	4:11	197
APR. 18	NORTHERN KENTUCKY *	W, 14-4	14-12-0	4-7-2	8	11-24 (7-7)	Ehmke (1-5)	3:07	229
APR. 19	NORTHERN KENTUCKY *	W, 15-9	15-12-0	9-15-2	9	12-24 (8-7)	Ishida (4-1)	3:23	243
APR. 21	ST. THOMAS	W, 9-8	9-10-2	8-11-1	9	13-24	Riel (2-0); C. Kuhnke (2)	3:12	179
APR. 24	WRIGHT STATE *	W, 10-7	10-12-2	7-9-3	9	14-24 (9-7)	C. Kuhnke (2-1)	3:14	253
APR. 25	WRIGHT STATE *	W, 4-0	4-9-1	0-5-1	9	15-24 (10-7)	Ehmke (2-5)	2:20	279
APR. 26	WRIGHT STATE *	L, 2-13	2-7-3	13-13-1	8	15-25 (10-8)	Peterson (3-4)	2:27	263
Apr. 28	at Northwestern	L, 8-10	8-12-2	10-12-1	9	15-26	Ishida (4-2)	3:06	231
Apr. 29	at Notre Dame	L, 2-16	2-3-2	16-22-1	7	15-27	Vander Loop (0-1)	2:23	113
May 1	at UNLV	L, 4-14	4-4-1	14-13-1	8	15-28	Weckler (0-5)	2:54	800
May 2	at UNLV	W, 4-1	4-9-1	1-6-0	9	16-28	Ehmke (3-5); C. Kuhnke (3)	2:59	624
May 3	at UNLV	L, 7-8	7-11-1	8-11-1	9	16-29	Weckler (0-6)	3:00	571
MAY 5	VALPARAISO	W, 6-4	6-7-0	4-8-0	9	17-29	Arnold (1-3); C. Kuhnke (4)	2:35	2,414
May 6	at UIC	W, 12-6	12-15-0	6-11-0	9	18-29	Vander Loop (1-1); Weckler (1)	3:15	138
May 8	at Youngstown State *	L, 11-13	11-9-1	13-16-3	9	18-30 (10-9)	G. Theis (2-3)	3:17	3,886
May 9	at Youngstown State *	L, 3-4	3-8-3	4-9-0	9	18-31 (10-10)	Ehmke (3-6)	2:34	222
May 10	at Youngstown State *	W, 12-8	12-8-0	8-10-2	9	19-31 (11-10)	Peterson (4-4); C. Kuhnke (5)	3:21	308
May 12	at Northern Illinois	<i>Canceled</i>							
MAY 14	OAKLAND *	W, 12-11	12-18-0	11-12-1	11	20-31 (12-10)	C. Kuhnke (3-1)	4:23	259
MAY 15	OAKLAND *	W, 8-4	8-10-0	4-12-0	9	21-31 (13-10)	Ehmke (4-6); Arnold (1)	2:41	234
MAY 16	OAKLAND *	W, 14-8	14-16-1	8-11-0	9	22-31 (14-10)	Vander Loop (2-1)	3:16	317
May 21	vs. No. 3 Northern Kentucky ^	W, 14-2	14-13-1	2-7-2	9	23-31	Ehmke (5-6)	3:14	467
May 22	at No. 1 Wright State ^	W, 4-1	4-6-0	1-6-2	9	24-31	Peterson (5-4); C. Kuhnke (6)	2:51	443
May 23	at No. 1 Wright State ^	W, 5-4	5-8-2	4-7-0	9	25-31	C. Kuhnke (4-1)	2:36	580
May 29	at No. 4 Auburn %								
May 30	UCF / NC State %								
May 31	NCAA Regional %								

* denotes Horizon League contest | ^ denotes Horizon League Tournament contest | % denotes NCAA Regional Contest


2026 TELEVISION ROSTER



1
MAX GLUSICK
SUN PRAIRIE, WIS.



2
DYLAN O'CONNELL
EAU CLAIRE, WIS.




3
TATE SCHMIDT
WAUNAKEE, WIS.



4
TRISTAN ELLIS
GREENDALE, WIS.



6
JOHN HADLEY VI
SUN PRAIRIE, WIS.



7
CONNOR BOZAK
BAY VILLAGE, OHIO



8
GRANT ROSS
WHITEFISH BAY, WIS.



9
CADE PALKOWSKI
OAK CREEK, WIS.



11
TYLER HRIN
DENVER, COLO.



13
JOEY SPENCE
WEST BEND, WIS.



14
ARIC EHMKE
WATERLOO, IND.



15
TURNER KUHNKE
GREENVILLE, WIS.




16
CAMDEN KUHNKE
HORTONVILLE, WIS.



17
BRADEN THEIS
SUSSEX, WIS.



18
GAVIN THEIS
SUSSEX, WIS.




20
BRADYN HORN
WIND LAKE, WIS.



22
CHARLIE MARION
FRANKLIN, WIS.



23
TRISTAN ARNOLD
MUKWONAGO, WIS.




24
TYLER ANDREWS
WHITEFISH BAY, WIS.



26
PETER VISCONTI II
GURNEE, ILL.



27
DOMINIC KIBLER
NEW BERLIN, WIS.



28
AIDEN FISHNICK
BARNEVELD, WIS.




29
CHRISTIAN HOLMES
CRETE, ILL.



30
CONNOR HARVIE
WATERFORD, WIS.



31
MATTHEW MUELLER
BROOKFIELD, WIS.



32
CULLEN RIEL
ATLANTA, GA.




33
RYAN LEMM
JANESVILLE, WIS.



34
MASON WECKLER
BELVIDERE, ILL.




38
JUSTIN BREITENSTEIN
ESTERO, FLA.



39
RILEY PETERSON
VERONA, WIS.



48
SOTARO ISHIDA
OKAYAMA, JAPAN



49
ALEX VANDER LOOP
KIMBERLY, WIS.



55
LUCAS WATSON
SACRAMENTO, CALIF.



10
SHAUN WEGNER
HEAD COACH



47
CORY BIGLER
ASSISTANT COACH



81
MIKE PORCARO
ASSISTANT COACH



41
JACK SIEVERS
ASSISTANT COACH



ANDY BERGHOLZ
ASSISTANT COACH



JAKE MOLLOY
MANAGER

MILWAUKEE PANTHERS ALL-TIME DRAFT SELECTIONS



OWEN RICE
 Drafted by St. Louis Cardinals
 20th Round, 2024



RILEY FREY
 Drafted by Atlanta Braves
 19th Round, 2023



AJ BLUBAUGH
 Drafted by Houston Astros
 7th Round, 2022



JAKE SOMMERS
 Drafted by St. Louis Cardinals
 10th Round, 2019



TREVOR SCHWECKE
 Drafted by Toronto Blue Jays
 13th Round, 2019




AUSTIN SCHULFER
 Drafted by Minnesota Twins
 19th Round, 2018




DAULTON VARSHO
 Drafted by Arizona Diamondbacks
 2nd Round, 2017 (Competitive Balance Round B, Followed Round 2)



ADAM REUSS
 Drafted by Oakland A's
 29th Round, 2017



BRIAN KELLER
 Drafted by New York Yankees
 39th Round, 2016



JUSTIN LANGLEY
 Drafted by Miami Marlins
 16th Round, 2015



SAM KOENIG
 Drafted by Los Angeles Angels
 27th Round, 2015



MITCH GHEFLI
 Drafted by Milwaukee Brewers
 28th Round, 2015



JOSHUA UHEN
 Drafted by Milwaukee Brewers
 5th Round, 2013



JORDAN GUTH
 Drafted by Philadelphia Phillies
 9th Round, 2012



ERIC SEMMELHACK
 Drafted by Milwaukee Brewers
 12th Round, 2012



PAUL HOENECKE
 Drafted by Los Angeles Dodgers
 24th Round, 2012



CHAD PIERCE
 Drafted by Milwaukee Brewers
 38th Round, 2011



MIKE GOETZ
 Drafted by Milwaukee Brewers
 25th Round, 2006



JOHN VANDEN BERG
 Drafted by Los Angeles Dodgers
 35th Round, 2002



SCOTT GILLITZER
 Drafted by Los Angeles Dodgers
 22nd Round, 2001



CHAD SADOWSKI
 Drafted by Philadelphia Phillies (23rd Round, 2000)
 Drafted by Milwaukee Brewers (23rd Round, 1999)




LEE JARAMILLO
 Drafted by Milwaukee Brewers
 31st Round, 1998



JASON WESEMAN
 Drafted by Philadelphia Phillies
 20th Round, 1996



TIM OLSZEWSKI
 Drafted by Baltimore Orioles
 15th Round, 1995



CORY BIGLER
 Drafted by Pittsburgh Pirates
 23rd Round, 1995



CRAIG SCHEFFLER
 Drafted by Los Angeles Dodgers
 12th Round, 1993

Note: This chart represents the Milwaukee Panthers players who were selected in the Major League Baseball Draft and went on to play professionally as well.